



THE REPUBLIC OF SLOVENIA
MINISTRY OF AGRICULTURE,
FORESTRY AND FOOD

Action plan

for the Development of
Organic Farming until 2027



ecological



European Agriculture Fund for Rural Development: investing in rural Europe

APOF

Action plan
for the Development of
Organic Farming until 2027

JULY 2022

Action plan for the Development of Organic Farming until 2027

Published by: Ministry of Agriculture, Forestry and Food

Graphic design: ART design, d. o. o.

First edition: Ljubljana, 2022

Electronic edition available: <https://skp.si/portal-znanja>

Picture on the cover page:

Organic farming crops, author: Subottina Ana/Shutterstock.com

Kataložni zapis o publikaciji (CIP) pripravili v Narodni in univerzitetni knjižnici v Ljubljani

COBISS.SI-ID 117866499

ISBN 978-961-6761-94-9 (PDF)

Contents

1	ORGANIC FARMING – a form of sustainable farming that provides healthy food, protects the environment and nature, and reduces the impact on climate change	9
1.1	Preparation of the »Action plan for the development of organic farming until 2027«.....	11
2	ANALYSIS AND DESCRIPTION OF THE STATE OF ORGANIC FARMING IN SLOVENIA	13
2.1	Analysis and description of the state of organic farming in Slovenia in the period between 2007 and 2020	14
2.2	Support for organic farming from 2007 to 2019.....	24
2.3	Control system in the Republic of Slovenia.....	29
2.4	Labelling.....	29
3	LOOKING AHEAD – DEVELOPMENT VISION AND STRATEGIC GOALS FOR ORGANIC FARMING IN SLOVENIA UNTIL THE YEAR 2027	31
4	SWOT-ANALYSIS BY PRIORITY AREAS	37
4.1	Production and processing with emphasis on the quality of organic products.....	38
4.2	Knowledge transfer.....	40
4.2.1	Education	40
4.2.2	Advisory services and promotion.....	42
4.3	Organic seed production	43
4.4	Creating links and joint market presence	44
4.5	Organic food in the public procurement system.....	45
4.6	Marketing and Promotion.....	46
4.7	Research and development of new technologies.....	47
4.8	Organic farming in relation to environment and climate change	48
5	IDENTIFICATION OF NEEDS, OBJECTIVES AND ACTIONS BY PRIORITY AREAS	49
5.1	Production and processing with emphasis on the quality of organic products.....	50
5.2	Knowledge transfer (education, counselling and promotion)	53
5.3	Organic seed production	55
5.4	Creating links and joint market presence.....	57

5.5 Organic food in the public procurement system.....	58
5.6 Promotion and marketing.....	62
5.7 Research and development of new technologies.....	64
5.8 Organic farming in relation to environment and climate change	66
6 LITERATURE AND SOURCES	69
6.1 Statistical and other data (available until 26 November 2021).....	70
6.2 Other sources	70

INDEX OF GRAPHS:

Graph 1: The share of agricultural land subject to organic control by EU member states in the years 2000, 2010 and 2019	14
Graph 2: Scenario development of organic farming in Slovenia until the year 2030.....	33

TABLE INDEX:

Table 1: Farms, UAAs and processing plants that are subject to organic control, 2007–2020.....	15
Table 2: The scope of UAA, by individual crops, subject to organic control, 2007–2020.....	18
Table 3: The state of organic farming by statistical regions.....	19
Table 4: The number of animals that are subject to organic control, and the share of animals that are subject to organic control in relation to all animals	20
Table 5: The volume of organic production of selected crops, livestock and aquaculture, 2011–2020 (in tons).....	21
Table 6: The amount of support for organic farming 2007–2020 (in EUR).....	25
Table 7: Support intended to promote organic farming, within the framework of RDP 2007–2013 and 2014–2020	26
Table 8: Support intended to promote organic farming, within the framework of RDP 2007–2013 and 2014–2020	28

THE LIST OF ABBREVIATIONS USED

AB - Agricultural business

AECF - Agri-environment-climate payments

AFSVSPP - Administration for Food Safety, Veterinary Sector and Plant Protection

AFSVSPP - Administration of the Republic of Slovenia for Food Safety, Veterinary Sector and Plant Protection

AIS - Agricultural Institute of Slovenia

APOF - Action Plan for the Development of Organic Farming

ARSAMRD - The Agency of the Republic of Slovenia for Agricultural Markets and Rural Development

BC Naklo - Biotechnical Centre Naklo

CAFS - Chamber of Agriculture and Forestry of Slovenia

CAP - Common agricultural policy

CCIS-CAFE - Chamber of Commerce and Industry of Slovenia – Chamber of Agricultural and Food Enterprises

CLLD - Community-led local development

CO - Control organisations

CUS - Cooperative Union of Slovenia

DSA - Demeter Slovenia Association

ECO - Ecological

EIP - European Innovation Partnership

EU - European Union

FFF RS - Farmland and Forest Fund of the Republic of Slovenia

GMO - Genetically modified organisms

GRM NM - GRM NOVO MESTO - Centre of Biotechnics and Tourism

GUAP - Graphical unit of agricultural parcel

HA - Hectare

HORECA - Hotels, restaurants, catering

LAG - Local Action Group

LFA - Less Favoured Areas for Agricultural Production

MAFF - Ministry of Agriculture, Forestry and Food

MEDT - Ministry of Economic Development and Technology

MESP - Ministry of Environment and Spatial Planning

MESS - Ministry of Education Science and Sport

MH - Ministry of Health

MoLFSa - Ministry of Labour, Family, Social Affairs and Equal Oppo

MPA - Ministry of Public Administration

NGOs - Non-governmental organisations

No - Number

NVQ - National Vocational Qualification

OF - Organic farming

PAAS - Public Agricultural Advisory Services

PG - Producer group

PO - Producer organisation

PP - Public Procurement

PPs - Phytopharmaceuticals

PS - Primary school

RDP - Rural development programme

RS - Republic of Slovenia

SCC - Slovenian Chamber of Commerce

SOFA - Slovenian Organic Farmers' Association

SRA - Slovenian Research Agency

SRYA - Slovenian Rural Youth Association

SS - Secondary school

TRP - Target research programmes

UAA - Utilised agricultural area

UL BF - University of Ljubljana, Biotechnical Faculty

UM FALS - University of Maribor, Faculty of Agriculture and Life Sciences

WPZ - Water protection zones

WWOOF - Worldwide opportunities on organic farms

ORGANIC FARMING

a form of sustainable farming that provides healthy food, protects the environment and nature, and reduces the impact on climate change



A place of residence for earwigs in organic olive groves. Earwigs are beneficial because they eat eggs and larvae of other insects, author: Irena Vrhovnik

ORGANIC FARMING

a form of sustainable farming that provides healthy food, protects the environment and nature, and reduces the impact on climate change

In 2005, when the first national »Action plan for the development of organic farming« was drawn up, organic farming was considered a »niche« form of agriculture which did not play a prominent role in the agricultural and food sectors.

In recent years, organic farming has been gaining importance, in particular due to the rapidly increasing demand for organic food and awareness of the importance of producing healthy food and protecting the environment and nature. Organic farming is thus coming to the fore as an important form of today's agriculture.

Organic farming provides healthy food and is one of the most environmentally and nature friendly forms of agriculture. At the same time, it meets the objectives of sustainable development and represents a model example of green or circular economy. The new Regulation (EU) 2018/848 of the European Parliament and the Council defines organic production as »an overall system of farm management and food production that combines best environmental and climate action practices, a high level of biodiversity, the preservation of natural resources, and the application of high animal welfare standards and high production standards, which is in line with the rising consumer demand for products made using natural substances and processes« (Regulation EU 2018/848, p. 150/1).

Organic farms are thus, for instance, characterised by their high levels of biodiversity, increased soil carbon storage capacity and lower greenhouse gas emissions as well as reduced contamination of surface water and groundwater by nitrates and pesticides. Organic foods (compared to conventional foods) contain a number of healthy substances (minerals, vitamins, etc.) and zero or minimum residue levels of pesticides, heavy metals and antibiotics.

In this context, it should be stressed that organic farming also provides other important (social and economic) functions and positive effects such as cultural landscape preservation and revitalization of rural areas, market orientation aimed at satisfying customer needs, higher farm incomes, the creation of »green« jobs, making agriculture attractive to young people, linking organic farming with agritourism which has been in increasingly high demand in recent years, new direct relations between consumers and farmers (e.g. community supported agriculture) etc.

Organic farming has gained an important impetus since the adoption of the European Green Deal which underlines the need for a transition to a more sustainable food system, in particular by strengthening farmers' efforts to tackle climate change, protect the environment and preserve biodiversity. It is the organic farming that plays a central role in this.

In April 2021, the European Commission launched »an Action Plan for the Development of Organic Production« in order to support the development of organic farming. The Commission called on EU member states to include the objectives for the development of organic farming in their CAP strategic plans and to draw up national action plans for the development of organic farming.

1.1 Preparation of the »Action plan for the development of organic farming until 2027«

Recognising the importance and potential of organic farming, the Slovenian Ministry of Agriculture, Forestry and Food (the contracting authority) in 2020 acceded to the preparation of the new »Action plan for the development of organic farming until 2027 (APOF)«. On the basis of the public contract, Cooperative of Organic producers of Istria (Cooperative of Organic Producers of Istria, cooperative with limited liability, social enterprise.) was selected as the contractor.

It was workshops that represented the key part of the APOF preparation, and they were organised by priority areas of organic farming. There were 10 workshops carried out during the period between June and December 2020, with stakeholders in the field of organic farming preparing SWOT analyses (for each priority area) and identifying needs, objectives and actions for the development of organic farming until the year 2027.

This was followed by the publication of an online survey containing the key materials created during the workshops. The survey was filled out by 422 stakeholders of organic farming. The survey aimed to evaluate the proposed objectives and actions and to allow for additional suggestions by stakeholders.

In order to review and confirm the key strategic objectives and actions for the development of organic farming until 2027, the final workshop was held in January 2021, which was attended by more than 80 stakeholders.

On the basis of the activities or the results of workshops and the online survey, the contractor prepared a draft of the »Action plan for the development of organic farming until 2027«, which was approved by the contracting authority.

The process of drafting the document was based on the »bottom-up principle«, involving a wide range of organic stakeholders aiming to promote the development of organic farming.

The following organisations were involved in drafting the document:

Amarant, Fanči Perdih s. p.,
University of Ljubljana, Biotechnical Faculty
Bureau Veritas, LLC,
The Centre for Sustainable Rural Development Kranj,
The Slovenian Beekeepers Association,
Eco-Cultur-Contact Society,
Calendula Society – for natural living and the quality of life,
Organic Fruit Growers Association,
EKO TIM – Society for group purchasing of organic products,
OrganicSeeds, Institute for Environmental Research and Sustainable Development,
Eko Prlekija, Community for the development of organic farming LLC., SE,
ENGROTUŠ food retailer, LLC,
The Faculty of Agriculture and Life Sciences, the University of Maribor,
The Faculty of Arts, the University of Ljubljana,

Slovenian Institute of Hop Research and Brewing,
Institute for inspection and certification in agriculture and silviculture,
The Chamber of Commerce and Industry of Slovenia – Chamber of Agricultural and Food Enterprises,
The Chamber of Agriculture and Forestry of Slovenia,
The Agricultural Institute of Slovenia,
MEDIACOR health tourism, representation, brokerage, services, consulting, trade, export, import, production organisation, LLC,
The City of Ljubljana,
The Ministry of Education, Science and Sport,
The Ministry of Public Administration,
The Ministry of Agriculture, Forestry and Food,
Celeia dairy company, dairy and cheese production, LLC,
Project Plan B – a network of Slovenian environmental non-governmental organisations for sustainable development,
MERCATOR Group JSC,
PRJ HALO, rural development core,
Administration of the Republic of Slovenia for Food Safety, Veterinary Sector and Plant Protection,
Vila Natura, services and consulting LLC,
Jelka kindergarten,
Dobrina Cooperative, cooperative for the development of sustainable local supply, cooperative with limited liability, SE,
Cooperative Union of Slovenia,
Terra Viva Institute, research, education and promotion,
Demeter Association Slovenia,
Scientific Research Centre of the Slovenian Academy of Sciences and Arts,
Union of Slovene Organic Farm Associations and regional associations,
Slovenian Rural Youth Association.

The document was drafted and prepared with the assistance of other individual experts and organic farmers.

ANALYSIS AND DESCRIPTION OF THE STATE OF ORGANIC FARMING IN SLOVENIA



The marketing of organic products is often carried out in local markets, the case of Ljubljana, author: Omri Eliyahu/Shutterstock.com

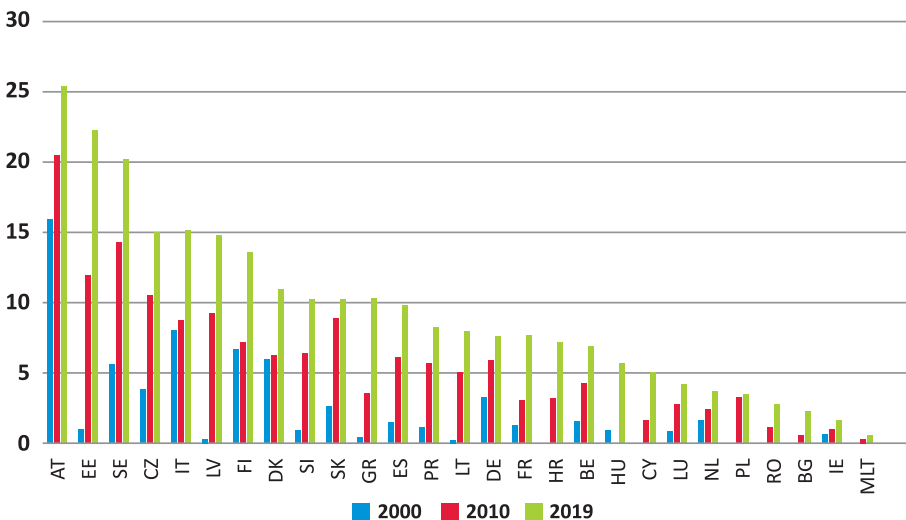
ANALYSIS AND DESCRIPTION OF THE STATE OF ORGANIC FARMING IN SLOVENIA

2.1 Analysis and description of the state of organic farming in Slovenia in the period between 2007 and 2020

In 2019, approximately 14.3 million ha of utilised agricultural area (so-called UAA) in Europe was included in organic farming, which represents approximately 8% of all UAA. At the EU level, the volume of UAA under organic farming has increased by around 70% in the last ten years, which is very similar to Slovenia.

With its 11% share of organic UAA, Slovenia ranks above the EU average as regards its development of organic farming, occupying the 9th place among the EU member states, which puts it on a very similar level to Slovakia, Spain, Denmark and Greece. Slovenia deviates significantly from the EU average, especially in terms of its high share of grassland (third place), low share of fields (penultimate place) and the average size of farms - it is 13 ha in Slovenia, while at EU level it amounts to 30 ha (Eurostat, 2019).

Graph 1: The share of agricultural land subject to organic control by EU member states in the years 2000, 2010 and 2019



Source: FIBL (for the years 2000 and 2010), Eurostat (for the year 2019).

Between 2007 and 2009, the trends in the development of Slovenian organic farming fluctuated considerably. The period between 2007 and 2009 saw a stagnation of organic farming, followed by a significant growth until the year 2015. Over the period of the last four years, however,

the growth has slowed down again considerably. The year 2020 even saw a decline in the number of farms included in the supervision and control of organic farming. Nevertheless, the volume of UAA included in control and supervision of organic farming increased by around 2,400 ha in 2020. Attracting new farms to organic farming is a really big challenge, as the share of farms converting from conventional to organic farming amounted to 27% in 2013, while in 2020 it came to only 9%. The fact that many countries decide to exit organic control also represents a rather acute issue, and it is the years 2014 and 2020 that particularly stand out in this respect, with as many as 533 farms exiting organic control. The key reasons for the exits (especially in the two years mentioned above) are mainly related to the completion of the five-year implementation of the »Organic farming« action under the Rural Development Programme (RDP 2014–2020), the reduction of grassland support, marketing related problems as well as issues concerning the achievement of adequate yields or revenues and the age of farm holders.

Table 1 (part 1):

Farms, UAAs and processing plants that are included in organic control, 2007–2020

	2007	2008	2009	2010	2011	2012	2013	2014
AB in organic control	2,000	2,067	2,096	2,218	2,363	2,682	3,049	3,298
AB with eco certificate	1,610	1,789	1,853	1,897	1,999	2,104	2,232	2,537
AB in conversion	390	278	243	321	364	578	817	761
ABs which exited organic control	/	/	/	/	35	97	47	87
Biodynamic AB	25	21	21	321	23	28	28	26
The share of AB under organic control with respect to all AB %	2.6	2.6	2.6	2.9	3.1	3.6	4.1	4.6
UAA included in organic control in ha	29,322	29,836	29,388	30,689	32,149	35,101	38,664	41,237
The share of UAA included in organic control with respect to all UAA in %	5.9	6.0	6.3	6.5	6.8	7.6	8.4	8.7
Exits from organic control in ha	/	/	/	/	326	629	262	568
No. of processing plants subject to organic control ¹	63	75	86	105	150	177	202	247

Source: MAFF.

¹ Plants engaged exclusively in food processing (plants or AB engaged in both production and processing are not included).

*Table 1 (part 2):
Farms, UAAs and processing plants that are included in organic control, 2007–2020*

	2015	2016	2017	2018	2019	2020	Growth 2007/2020 in %
AB in organic control	3,417	3,518	3,635	3,741	3,828	3,689	84
AB with eco certificate	2,699	2,933	3,190	3,320	3,494	3,358	109
AB in conversion	718	585	445	421	334	331	-15
ABs which exited organic control	267	95	73	62	50	266	/
Biodynamic AB	26	22	33	37	39	48	92
The share of AB under organic control with respect to all AB %	4.7	5.0	5.2	5.4	5.4	5.4	108
UAA included in organic control in ha	42,188	43,579	46,222	47,848	49,638	52,078	77
The share of UAA included in organic control with respect to all UAA in %	8.7	9.0	9.6	10.0	10.4	11.0	86
Exits from organic control in ha	2861	620	404	501	409	2221	/
No. of processing plants subject to organic control [1]	291	324	393	433	463	496	687

Source: MAFF.

¹ Plants engaged exclusively in food processing (plants or AB engaged in both production and processing are not included).

Land-use analysis in organic farming shows that the proportion of grassland, in spite of its decrease, still remains very high (84 %). At the same time, the volume of fields, garden crops and olive groves has also declined considerably in recent years. Arable land accounts for 9.5% of all agricultural land under organic control, however, it should be pointed out that a large proportion of arable land is used for animal feed production or is planted with clover, grass mixtures, etc. As a result, the volume of arable land that is used to grow food for people or market is very small. This is also linked to the fact that organic farming is poorly developed in those areas where natural conditions (especially for the production of vegetables, crops and fruit) are more favourable. It is in these areas, which are also characterised by a large proportion of water protection zones, that the negative impacts of (conventional) farming give rise to most harmful effects.

Land-use structure in organic farming is very different from that in entire agriculture, with arable land accounting for 36% and grassland (only) 58%. This comparison confirms the belief that the reason for such a high predominance of grassland in organic farming cannot be attributed solely to the natural agricultural conditions in our country. A comparison with agriculture on the whole also shows that organic olive and fruit farming are of great importance, with a fifth of olive groves and fruit orchards being organic, compared to only 3% of organic fields, 5% of organic vineyards, 6% of garden crops and 16% of grassland (Statistical Office of the Republic of Slovenia).

An analysis by region shows that the region with by far the highest number of organic farms is the Savinja region, followed by the Drava, Gorizia, Southeast Slovenia and the Central Slovenia regions, while the Central Sava, Mura and Lower Sava regions have the lowest number of organic farms. The Littoral-Inner Carniola region ranks first in terms of the percentage of organic farms (11.4 %), followed by the Coastal-Karst (9.5%) and Carinthia (8.9%) regions. The lowest share of organic farms is in the Mura region (2.5 %) which is followed by the Drava, Lower Sava, Southeast Slovenia and Central Slovenia regions (all of them around 4%). Over the last ten years, growth has been recorded in all regions, with the lowest growth being recorded in the Carinthia region, while opposite trends were observed in the Lower Sava, Mura and Coastal-Karst regions which have all been distinguished by the highest growth over the last ten years.

The picture is slightly different when it comes to the scope of agricultural land under organic control, with the Littoral-Inner Carniola and Gorizia regions being ranked first, followed by the South-East Slovenia and the Savinja regions. As regards the share of ecological land, all three Slovenian coastal regions stand out considerably – the Littoral-Inner Carniola region (38.8 %), the Coastal-Karst region (30 %), and the Gorizia region (25.9 %). The Mura and Drava regions are characterised by the lowest share of agricultural land under organic control, 3.5 % and 5 % respectively. As far as the scope of agricultural land under organic control is concerned, growth has been recorded in all regions, with the lowest growth being detected in the Carinthia region, while the highest growth was identified in the Lower Sava, Mura and Gorizia regions. From a regional perspective, organic farming is most developed in the wider Slovene Littoral region, since more than a third of all UAAs involved in organic farming are located there.

Table 2: The scope of UAA, by individual crops, subject to organic control, 2007–2020

Year/ Crops in ha	2007	2008	2009	2010	2011	2012	2013
Grassland	26,036	26,983	26,251	27,041	28,364	30,665	33,530
Arable land	2,305	1,844	1,987	2,354	2,400	2,753	3,148
Vineyard	184	191	203	297	287	324	401
Olive groves	21	16	50	77	92	185	208
Orchards (intensive orchards + meadow orchards)	669	712	782	798	858	994	1,148
Intensive use	165	139	173	182	193	260	291
Extensive use	503	573	609	614	665	734	857
Vegetables ²	108	91	114	122	148	181	228
Hop fields	/	/	/	/	/	/	/
TOTAL	29,322	29,836	29,388	30,689	32,149	35,101	38,664

Year/ Crops in ha	2014	2015	2016	2017	2018	2019	2020	Share of UAA under organic control in relation to all UAA expressed in %
Grassland	35,610	35,638	36,487	38,746	39,875	41,526	43,555	16
Arable land	3,485	4,051	4,404	4,477	4,801	4,682	4,885	3
Vineyard	420	495	536	559	656	704	765	5
Olive groves	226	214	240	243	259	278	281	20
Orchards (intensive orchards + meadow orchards)	1,268	1,478	1,617	1,881	1,975	2,120	2,245	19
Intensive use	342	484	565	784	873	958	1,114	26
Extensive use	926	994	1,052	1,097	1,101	1,160	1,131	15
Vegetables ²	229	289	293	317	282	327	344	6
Hop fields	/	24	2	1	1	1	4	0
TOTAL	41,237	42,188	43,579	46,222	47,848	49,638	52,078	11 %

Source: MAFF, Statistical Office of the Republic of Slovenia

² Outdoors and in a protected area. Including melons and strawberries

Table 3: The state of organic farming by statistical regions

Region	The scope of UAAs under organic control expressed in ha	Growth 2009 /2020 expressed in %	The share of ABs under organic control with regard to all ABs in %	The number of ABs under organic control	Growth 2009 /2020 expressed in %	The share of ABs under organic control with regard to all ABs in %
Upper Carniola	2,572	38	8.2	259	37	5.9
Gorizia region	8,011	126	25.9	361	53	6.8
Carinthia region	2,710	4	12.7	254	7	8.9
Coastal-Karst region	4,511	117	30.0	298	210	9.5
Central Slovenia region	4,340	32	7.3	349	41	4.6
Drava region	3,993	114	5.0	428	108	3.9
Mura region	2,408	210	3.5	194	229	2.5
Lower Sava region	2,184	263	7.3	210	296	4.0
Littoral-Inner Carniola region	8,123	102	38.8	276	80	11.4
Southeast Slovenia region	6,139	35	12.5	351	73	4.3
Savinja region	5,988	69	9.4	595	66	5.8
Central Sava region	1,102	77	11.1	114	97	6.8

Source: MAFF, Statistical Office of the Republic of Slovenia



Organic olive trees grow best on areas where there are no major disease problems,
author: Irena Vrhovnik

In 2020, a total of 177,685 animals were raised on farms included in organic control, which represents more than 2% of all animals in Slovenia. In the period between 2007 and 2020, the number of animals raised on organic farms increased by 107%. By far the largest increase was in poultry (375%), followed by cattle (117%), while the number of sheep and rabbits decreased in the period in question. Compared to agriculture as a whole, the raising of sheep and goats is the most developed, with more than a quarter of all sheep and being included in organic farming. Organic cattle, on the other hand, account for 7.8%, while organic poultry, pigs and bees amount to only about 1.5%.

Table 4: The number of animals that are subject to organic control and the share of animals that are subject to organic control in relation to all animals.

Year/Type of animal	2007	2020	Growth 2007/2020 in %	The share in relation to all animals in %
Cattle	17,488	37,904	117	7.8
Goats	5,794	6,545	13	25.5
Sheep	34,525	31,695	-8	27.8
Pigs	2,372	2,992	26	1.3
Hoofed animals	2,361	3,857	63	19.8
Poultry	18,516	87,972	375	1.5
Bees (families)	1,994	3,272	64	1.8
Rabbits	989	902	-9	1.0
Other animals	1,660	2,546	53	/
Total	85,699	177,685	107	2.4

Source: MAFF, Statistical Office of the Republic of Slovenia



Istrian pramenka is one of Slovenia's four native breeds of sheep. It is intended for milk production and early weaned lambs.

Author: Archive of the Public Service Tasks of Gene Bank in Slovenian Animal Husbandry

Production

The volume of organic crop production and the volume of organic livestock production are generally increasing, however, some fluctuations have been detected between individual years as well. Since 2011, the highest growth has been recorded in olives and grapes, followed by industrial plants, fruit, green fodder, and vegetables.

Table 5: The volume of organic production of selected crops, animal products and aquaculture, 2011–2020 (in tons).

	2011	2012	2013	2014	2015	2016	2017	2018	2019	2020	Growth 2011/2020 In %
Cereals for grain	2,260	2,862	2,943	3,929	3,386	4,725	4,850	5,492	5,488	5,622	149
Root vegetables and tuberous plants, of which:	1,026	1,115	1,185	1,579	1,611	1,622	1,768	1,824	1,626	1,831	79
Potatoes	942	1,018	1,070	1,402	1,393	1,471	1,567	1,547	1,385	1,632	73
Industrial plants	87	184	125	156	217	88	427	335	306	609	600
Green fodder from fields	4,861	5,643	6,301	10,857	9,357	12,124	14,298	19,408	18,551	16,625	242
Vegetables ³	529	713	1,233	1,438	1,601	1,771	1,516	1,834	1,795	1,700	221
Grapes	224	571	816	964	1,208	1,017	1,312	1,505	2,203	1,914	755
Olive trees	52	100	210	176	340	418	423	552	421	659	1,167
Fruit	1,301	1,207	1,817	1,845	2,744	1,937	895	5,029	1,521	5,310	308
Meat	134	295	177	200	152	324	327	410	330	309	131
Milk	4,743	4,830	5,395	5,626	6,036	7,128	6,051	7,187	7,740	7,715	63
Honey and other bee products	22	21	45	20	22	21	31	44	42	34	55
Table eggs (thousand)	5,330	3,654	4,138	4,641	6,314	6,936	8,657	10,869	11,705	13,316	150
Aquaculture total	0	1,150	108,850 (no.)	111,500 (no.)	32	65	564	630	651	713	-38 ⁴

Source: MAFF, Statistical Office of the Republic of Slovenia

³ Outdoors and in a protected area. Including melons and strawberries

⁴ Growth 2012-2020. Source: MAFF, Statistical Office of the Republic of Slovenia.

Supplementary activities

A quarter of all farms (912 farms) under organic control have one or more supplementary activities registered. It should also be noted that 20% of all Slovenian farms with registered supplementary activities are subject to organic control.

Farms under organic control have on average six different supplementary activities registered. The farm with the largest number of supplementary activities has as many as 56 supplementary activities registered. There are 152 farms with 10 or more registered supplementary activities, while 154 farms have only one registered supplementary activity. The three activities registered by most farms are »the supply of tractor and other machinery services«, »processing and preserving of fruit and vegetables«, and »road maintenance and snow ploughing services«.

In 2004, there were 39 organic farms with at least one supplementary activity registered in the field of tourism, whereas today there are 289 such farms. This represents 24% of all farms with supplementary tourism activities and just under 8% of all farms included in organic control. The above data show that in contrast to conventional farmers, organic farmers are much more likely to opt for diversification and development of supplementary activities.

Organic food market

The latest in-depth study on the organic food market was carried out in 2010 as part of the »Analysis of the situation and potential for growth in the supply of organic products to achieve the objectives of the Action Plan for the Development of Organic Farming in Slovenia until 2015«. The market share of organic food in the entire food sector was around 1%, while the total value of the organic food market was estimated at 34.5 million EUR, with an annual growth rate reaching between 10% and 15% (Slabe et al., 2010).

Despite the lack of the relevant (up-to-date) data, it can be concluded that the organic food market has evolved and to some extent changed over the last ten years. The average annual organic food expenditure per capita amounted to around 17 EUR in 2010 (Slabe et al., 2010) and to around 26 EUR in 2019 (60 EUR per capita at EU level). In Slovenia, the market value is estimated to be around 50 million, which represents approximately 1.8% of the organic food market share in the entire food sector. Over the last ten years, the growth of the Slovenian organic food market has been slightly lower than at EU level (FIBL, 2019).

Supermarkets and discount stores represent the most important sales channel. In recent years, they have significantly expanded their supply of organic foods, especially imported organic foods, and have also invested heavily in their advertising. It is also encouraging to see that there is a growing desire or demand from retailers to include Slovenian organic food in their offer. The study entitled »Measuring changes in attitudes to organic products – a consumer survey« established that consumers are reluctant to buy organic food due to its high price which is the

key barrier to purchasing organic products. The study also found that at the same time a lower price would be the key incentive stimulating those who never buy organic food or who buy it very rarely to opt for organic food purchases. There are two other sources of consumer scepticism about organic food, namely mistrust in food labels and the perception that organic food is not better or healthier than conventional food. Organic food grown in Slovenia enjoys by far the greatest trust, followed by organic food from Austria and Germany (Aragon, 2020).

Organic farmers continue to sell most of their products directly, mainly on farms and at (eco)markets. However, there has been a noticeable increase in organic food sales through newer (direct) channels such as online sale and home delivery, and these two channels have increased significantly during the Covid-19 pandemic), so-called »community supported agriculture« and community or group purchasing which represents a good model for both farmers and consumers.

A positive shift towards organic food marketing can also be perceived in larger »traditional« cooperatives which are increasingly focusing on the development of their organic food supply (e.g. Šaleška dolina Agricultural Cooperative, Tolmin Agricultural Cooperative). Several (new) smaller cooperatives and organisations have also been established (e.g. Eko Prlekija LLC, Dobrina Cooperative, Organic Fruit Growers Association, Istrian organic cooperative Zemlja & Morje, VILA NATURA LLC, etc.) dealing with market driven integration of organic farmers and distribution of Slovenian organic foods. Some of them also (successfully) made use of funds from RDP 2014–2020 (CLLD, M 16.4 etc.). It is less encouraging to note that only one producer group was recognized as being suitable for the organic farming sector during this period (Eko Prlekija d. o. o.).

It is important to note that there has been a noticeable shift in the availability of organic foods in public institutions, which is certainly the result of the adoption of the Green Public Procurement Regulation which stipulates that the proportion of organic food in public institutions is to be at least 15% of the total estimated amount of food, expressed in kilograms. In 2021, the Act amending the Agriculture Act was approved which, among other things, strengthens control over compliance with the Green Public Procurement Regulation. However, there is still a lot of untapped potential for the marketing of organic food, especially of Slovenian origin, in public institutions. Due to public procurement rules or criteria (the most important factor being the price), it is imported organic foods that are predominantly used in public institutions. A survey carried out in schools and kindergartens found that prior to the amendment of the regulation, the share of organic food amounted to 6.4%, whereas after the amendment, it reached 13%. Prior to the amendment, the share of organic foods of Slovenian origin amounted to 16.4 % of the total amount of organic food, while after the amendment it totalled 23.9 % (MAFF, 2015).

A major breakthrough of organic food into the hospitality and tourism or HORECA (Hotel/Restaurant/Café) sector still has not been achieved, however, this may be changed in the future as well thanks to the fact that Slovenia is the holder of the prestigious title of the European Region of Gastronomy 2021. At the end of this point, it is also worth mentioning the problem that a certain share of organic food enters the final market as conventional food, which is a particularly acute issue in the case of animals or meat. Therefore it can be concluded that Slovenia actually produces more organic food for the market than indicated by the data.

2.2 Support for organic farming from 2007 to 2019

Within the framework of the current financial perspective 2014-2020, an autonomous measure M11 »Organic farming« was established for the first time at the level of an EU regulation. Slovenia has decided to follow some other EU member states and introduce two separate sub-measures:

- sub-measure M11.1 provides support for the conversion of conventional farming to organic farming,
- sub-measure M11.2 provides support for the maintenance of certified organic farming.

An overview of the amount of support per individual land use shows that support increases with each new programming period. The only exception is grassland where, compared to the previous period, the amount of support under sub-measure M11.2 has been reduced. However, this amount (compared to the previous period) has increased under sub-measure M11.1. In comparison with other EU member states, Slovenia ranks among the countries with the highest support for organic farming, which is certainly promising. From the point of view of development of organic farming, it is rather problematic that by combining the EU and state support, conventional farmers can obtain similar or even higher amounts than organic farmers.



Tourism on organic farm, author: Firbas Farm/Stringfixer.com

Table 6: The amount of support for organic farming 2007–2020 (in EUR)

Culture	M11 conversion (2014–2020)	M11 maintenance (2014–2020)	Agro-environmental programme (2007–2014)	Slovene agro-environmental programme (2001–2007)
Fields – field crops	377,82	326,18	298,07	277,80
Water protection zone for the water body of the Rižana aquifers	257,82	206,18	/	/
Open-air garden crop	600,00	600,00	551,45	328,80
Garden crop inside protected areas	600,00	600,00	487,90	354,00
Olive groves, intensive fruit orchards ⁵	900,00	676,60	554,73	480,0
High trunk meadow orchards ⁶	291,33	189,33	237,80	177,00
Vineyards	900,00	692,74	578,92	480,00
Hop fields	900,00	900,00	578,92	480,00
Tree nurseries	900,00	900,00	578,92	480,00
Permanent grassland	311,86 (0.2–1.9 LU/ha)	155,57 (0.2–1.9 LU/ha)	227,5 (0.5–1.5 LU/ha) 213,2 (0.2–0.5 LU/ha)	139,20 (0.2–1.9 LU/ha)
Production of agricultural plant seed	800,00	600,00	/	/
Bees	22.31/bee colony	22.31/bee colony	/	/

Source: MAFF.

Within the framework of RDP 2014–2020, organic farmers may combine AACP measures (agri environmental-climate payments) in the same area, as long as there is no overlapping between the requirements. In this case, the payments shall be cumulated, taking into account the maximum allowable amount of payments.

Organic farms may also be able to obtain support under other measures included under the Slovenian RDP 2014-2020:

- Measure M1 – Knowledge transfer and information actions,
- Measure M3 – Quality schemes for agricultural products and foodstuffs,
- Measure M4 – Investments in physical assets,
- Measure M6 – Farm and business development,
- Measure M9 – Setting of producer groups and organisations,
- Measure M13 – Payments to areas facing natural or other specific constraints,
- Measure M14 – Animal welfare,
- Measure M16 – Cooperation.

⁵ Olive groves with a density of at least 150 trees/ha, orchard plantations with a density of at least 100 trees/ha as regards walnuts and chestnuts, and at least 200 trees/ha when it comes to plantations with other fruit species and plantations with mixed fruit species.

⁶ With a density of 50 to 200 trees.

Table 7 (part 1): Support for investments in organic farming in the framework of the implementation of the RDPs 2007–2013 and 2014–2020

	RDP 2007–2013	RDP 2014–2020 ⁷
Measure/Sub-measure	112: Support for young farmers	M6.1: Business start-up aid for young farmers
The number of payments made	203	212
The total of payments (EUR)	4,975,983	6,636,031
Percentage of payments for organic farms compared to all payments	9 %	16.1 %
Measure/Sub-measure	121: Modernisation of agricultural holdings	4.1: Support for investments in agricultural holdings
The number of payments made	165	277
The total of payments (EUR)	5,654,339	10,864,015
Percentage of payments for organic farms compared to all payments	4.5 %	14.3 %
Measure/Sub-measure	123: Adding value to agricultural and forestry products	4.2: Support for investments in processing and marketing of agricultural products
The number of payments made	45	69
The total of payments (EUR)	7,753,118	10,767,114
Percentage of payments for organic farms compared to all payments	9.4 %	41.4 %
Measure/Sub-measure	132: Participation of farmers in food quality schemes	3.1: Support for new participation in quality schemes
The number of payments made	826	12
The total of payments (EUR)	361,033	4,185
Percentage of payments for organic farms compared to all payments	64.5 %	0.2 %
Measure/Sub-measure	133: Support for producer groups in information and promotional activities for products or foodstuffs covered by approved quality schemes	The measure was not carried out
The number of payments made	7	/
The total of payments (EUR)	1,114,198	/
Percentage of payments for organic farms compared to all payments	11.3 %	/
Measure/Sub-measure	142: Support for setting up and operation of producer groups	9.1: Ustanavljanje skupin in organizacij proizvajalcev v kmetijskem in gozdarskem sektorju
The number of payments made	14	1
The total of payments (EUR)	322,684	36,531
Percentage of payments for organic farms compared to all payments	50.6 %	12.3 %

Table 7 (part 2): Support for investments in organic farming in the framework of the implementation of the RDPs 2007–2013 and 2014–2020

	RDP 2007–2013	PRP 2014–2020 ⁷
Measure/Sub-measure	Organic farming	M11.2: Payments to maintain organic farming practices and methods
The number of payments made	15,833	15,097
The total of payments (EUR)	50,770,255.94	35,487,968.17
Measure/Sub-measure	Conversion to organic farming	M11.1: Payments to convert to organic farming practices and methods
The number of payments made	3,328	6,090
The total of payments (EUR)	7,826,364	9,486,542
Measure/Sub-measure	The measure was not carried out	16.5: Support for joint actions on climate change mitigation and adaptation and for joint approaches to environmental projects and practices
The number of payments made	/	1
The total of payments (EUR)	/	26,992.06
Percentage of payments for organic farms compared to all payments	/	4.8 %
Measure/Sub-measure	The measure was not carried out	6.3: Support for small-farm business development
The number of payments made	/	99
The total of payments (EUR)	/	3,496,500.00
Percentage of payments for organic farms compared to all payments	/	13.6 %

Source: MAFF, ARSAMRD.

⁷ The figures refer to disbursements made prior to 31 December 2020.

Table 8: Other public subsidies in the field of organic farming in the period between 2007 and 2020

Area	Purpose	Year of implementation	Amount of funding in EUR
Promotion	National campaign	2007	156,035
	Programme Bio-pleasure 1	2008–2011	945,510
	Programme Bio-pleasure 2	2013–2016	272,063
Rural network/ Printed matter	Leaflet »Organic vegetables – an opportunity for many Slovenian farms«, leaflet »Organic farming – What requirements are to be met in order to be able to sell crops as organic«	2014	550
	Brochure »The decision to go organic«, brochure »Technological guidelines for organic fruit production« (online version), AECF notices – »Undertaking the AECF and OF measures – for potential beneficiaries«, the AECF and OF activities programme	2016	11,675
	»Technological guidelines for organic fruit production« (online version)	2017	19,494
	Brochure »Let's improve organic farming«, brochure »The decision to go organic« (the first update), brochure »Organic farming«, leaflets on the topic of organic farming – recipes	2019	5,810
Public support for research and development in organic farming	Research and development projects (59 in total) carried out within the framework of the central register of pigs »Ensuring food for tomorrow«, applied projects and projects carried out within the framework of the ERA NET CORE Organic European programme.	2012–2020	1,866,933
Support for liaison assistance and associations working in the area of organic farming	Support for the activities of associations or societies working in the field of organic farming.	2007–2020	108,129

Source: MAFF, ARSAMRD.

2.3 Control system in the Republic of Slovenia

The control over organic production, processing and distribution or trade in organic food and organic certification are performed by organisations that meet technical and organisational conditions and are granted the SIST EN ISO/IEC 17065:2012 accreditation issued by the Slovenian Accreditation public institute or by any other EU member state accreditation body included in the European Accreditation system. Organisations pursuing the control and certification play a key role in ensuring organic food transparency and traceability, which is of great importance in the organic food market. Organisations satisfying the requirements are appointed by the Minister of Agriculture, Forestry and Food.

In Slovenia, there are currently four organisations appointed for the control over the production of organic agricultural products or foodstuffs and issuing of certificates:

- Institute of Inspection and Certification in Agriculture and Silviculture (KON-CERT), SI-EKO-001,
- Institute for the Control and Certification of University of Maribor (IKC-UM), SI-EKO-002,
- Bureau Veritas, LLC, SI-EKO-003 and
- TÜV SÜD Sava LLC, SI-EKO-004.

Activities of the above control and certification organizations are supervised by AFSVSPP. The supervision takes place at the headquarters of the control and certification organisation (at least once a year) and in the field by assessing the competence of the controller when carrying out supervision at the contractor's premises.

2.4 Labeling

Organic agricultural products or foodstuffs marketed in Slovenia that meet the conditions in accordance with the Rules on the organic production and processing of agricultural products and/or food and Regulation (EC) No 834/2007/ must be labelled as »organic«.

In addition to the label »organic«, abbreviations such as »bio« in »eco« may also be used.

It should be noted that an agricultural product is permitted to be labelled as »organic«, »eco« or »bio« only if it has been certified. Unfortunately, the market is still filled with descriptions and/or labels that may mislead consumers into believing that the food is produced in a manner which is the same or similar to organic. This reinforces consumer distrust in organic labelling. When selling products and foodstuffs labelled as »organic«, the certificate must be made available for inspection, which shall apply irrespective of the sales route, both in the case of purchasing food from a farmer (on the farm, open market, etc.) or in shops, supermarkets, etc. When labelling organic agricultural products or foodstuffs, the use of the EU organic logo is also compulsory.

Where the EU organic logo is used, an indication of the place where the agricultural raw materials of which the product is composed have been farmed shall also appear as follows:

- »EU Agriculture«: provided that the agricultural raw material has been farmed in the EU
- »non-EU Agriculture«: provided that the agricultural raw material has been farmed in third countries,
- »EU/non-EU Agriculture«: provided that part of the agricultural raw materials has been farmed in the Community and a part of it has been farmed in a third country

The abovementioned indication 'EU' or 'non-EU' may be replaced or supplemented by a country in the case where all agricultural raw materials of which the product is composed have been farmed in that country, e.g. »Agriculture Slovenia«.

Products produced during the conversion period should not be placed on the market as organic products and they should not be marketed as in-conversion products, except in the cases of plant reproductive material, food products of plant origin and feed products of plant origin where »in conversion« or similar expressions may be used.

In addition to the official label - the EU trademark and logo, agricultural products and food-stuffs may also bear additional labels such as »Demeter« (biodynamic production). An application to obtain permission to use an official label or a trade-mark shall be submitted to the Ministry of Agriculture, Forestry and Food.

Picture 1: The national organic logo (left) and the EU organic logo bearing the words »Agriculture Slovenia«, guaranteeing the Slovenian origin of a product (right)

Source: MAFF.



ecological



⁸ Vloga je objavljena na spletni strani MKGP in jo je možno oddati tudi v elektronski obliki.

LOOKING AHEAD – DEVELOPMENT VISION AND STRATEGIC GOALS FOR ORGANIC FARMING IN SLOVENIA UNTIL THE YEAR 2027



Painted beehive panels are an essential element in the history of Slovenian beekeeping,
author: Archive of the Public Service Tasks of Gene Bank in Slovenian Animal Husbandry

LOOKING AHEAD – DEVELOPMENT VISION AND STRATEGIC GOALS FOR ORGANIC FARMING IN SLOVENIA UNTIL THE YEAR 2027

In 2019, the »European Green Deal« was adopted, focusing on two key objectives, namely the transition to the green economy and the aim of making Europe the first climate-neutral continent by 2050. Green Deal also includes the »EU Biodiversity Strategy for 2030« and »Farm to Fork Strategy« to achieve a complete overhaul of the EU's food system, aiming to promote a more sustainable food production and processing system that will ensure food security and access to healthy food.

Organic farming, which is the most environmentally and nature friendly form of farming, also plays a very important role in both the above-mentioned strategies. Organic farming has been recognised by the EU as the key mechanism for achieving the Green Deal objectives and the aims of the two strategies. To this end, the EU has also set itself a very ambitious goal of increasing the share of organic farmland to 25% by 2030. At present, organic farmland in the European Union constitutes 8.5% of the total EU agricultural land, with only three countries (Austria, Estonia and Sweden) exceeding 20% (Eurostat, 2019).

With regard to the 2023-2027 Common Agricultural Policy Strategic Plan, Slovenia is encouraged by the European Commission recommendations to develop suitable interventions to contribute to achieving the European Green Deal target of 25% of agricultural land under organic farming by 2030.

Slovenia has set itself a goal of achieving a minimum of 18% share of organic farmland. This goal is ambitious and in line with the above EU guidelines. The calculation demonstrates that if Slovenia were to reach this target, it would also be close to the EU objective of 25% organic UAA by 2030.

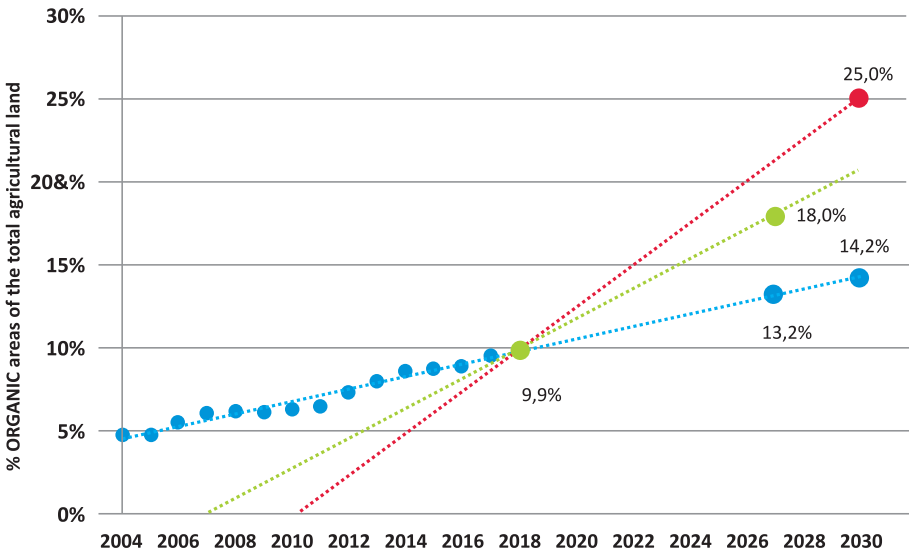
The graph below portrays three scenarios illustrating the development of organic farming, the first one representing a continuation of the current trend (blue curve), the second one showing the achievement of the target of 18% of the organic UAA by 2027 (green curve), and the third scenario depicting the achievement of the objective of 25% of the organic UAA by 2030 (red curve).

It should be emphasized that in case the recent trends continued, the number of organic farms would increase by approximately 900 (around 130 farms/year), to a total of around 4,600

farms, which would account for about 7% of all farms. The scope of organic UAA would increase by approximately 14,000 ha (about 2,000 ha/year) to app. 66,000 ha, which would represent app. 13% of all UAAs.

If the objectives of a 10% share of organic farms and 18% share of UAA are to be reached by 2027, which means around 6,500 farms or 86,000 ha of UAA, this growth would have to be noticeably faster, averaging around 400 farms/year and 5,000 ha of UAA/year

Graph 2: Scenario development of organic farming in Slovenia until 2030



Source: MAFF.

Slovenia is well aware of the importance of organic farming which is essential for achieving a sustainable farming system and high-quality crop production.

The CAP strategic plan will continue to promote organic farming, as demonstrated by the Resolution »Our food, rural areas and natural resources after 2021«, which provides a strategic framework for the development of Slovenian agriculture, food processing and rural areas. It has been recognised that there is a need to establish organic food chains, encourage networking and promotion, and strengthen technological and entrepreneurial skills.

Interventions after 2023 will thus be mostly focusing on the above mentioned areas and will consequently help promote greater production and processing of Slovenian organic food. Special support will be provided for the conversion of agricultural holdings to organic production. Slovenia will take a comprehensive approach to promoting organic farming and by 2030, it will strive to accomplish the ambitious objectives set out in the European Green Deal.

Slovenia shall follow the above-listed guidelines and objectives by taking into account the vision of organic farming development which reads as follows:

By 2027, Slovenia will be among the EU countries with the most developed organic farming and will devote more attention and funding to the development of organic farming than before.

The number of organic farms and the scope of agricultural land with organic farming will increase significantly. The main focus will be in particular on increasing the scope of organic farmland intended for marketable crop production as well as on water protection zones and protected or conservation areas. We will increase the economy, innovation and market orientation of organic farms and ensure climate change adaptation, reduce greenhouse emissions and preserve natural resources and biodiversity on organic farms.

We will introduce an effective organic farming support policy, including high-quality consulting services and educational system, to meet the needs of farmers or the sector.

More funds will be allocated to research in the field of organic farming; these will be focused on addressing concrete challenges as well as the development of new technologies and practices, ensuring that farmers will be informed about research results. To this end, we are going to establish demonstration farms to act as hubs and accelerators promoting the transfer of knowledge and innovation into practice.

We shall aim to incorporate organic-farming content at all levels of the educational system and we shall also strive to ensure that the organic farming study programme is carried out at both – first and second Bologna levels.

There will be more and more young people who will consider organic farming as their

unique opportunity, which will provide for new green jobs and contribute to the vitality of rural areas.

We are planning to establish sustainable food chains and strengthen the integration of organic farms into cooperatives or producer groups which will be based on fair relations throughout the entire chain and besides, they shall also strive to ensure quality and traceability for consumers.

The availability and amount of Slovenian organic food on the market, including retail chains, gastronomy and tourism, are expected to increase. The share of Slovenian organic products in public institutions will be increased, thereby ensuring healthier diets for consumers, especially children and young people.

The annual »ORGANIC + LOCAL = IDEAL« promotional campaign will make Slovenian consumers more aware of the importance of organic farming to human health, environmental protection and nature conservation. Consequently, Slovenian consumers will be more likely to buy Slovenian organic food. With the involvement and cooperation of all stakeholders, we shall succeed in achieving the goal: »Slovenian organic food on every Slovenian plate«.

The key strategic objectives for the development of organic farming until the year 2027 are as follows:

- 1. To increase the role of organic farming within the CAP framework and to increase public funding for organic farming.**
- 2. Reach at least 10% share of organic farms (currently 5.4%), at least 18% share of organic UAA (currently 11%), at least 3% share of organic beekeepers (currently 1%), at least 30% share of organic tourist farms (currently 24%), and at least 25 certified mass catering institutions (currently 14 mass caterers).**
- 3. Increase the scope or proportion of organic fields, gardens, fruit orchards, olive groves and vineyards to at least 30% of all organic UAA (currently 16%).**
- 4. Increase the scope or share of organic farmland in UAAs in water protection zones to at least 25% (currently 11%) and in UAAs in conservation areas (protected areas and Nature 2000) to at least 30% (currently 15%).**
- 5. Increase the market share of Slovenian organic food. To increase the share of organic food, especially Slovenian, in public institutions.**
- 6. Strengthen knowledge, skills and innovativeness of organic farmers.**
- 7. Upgrade the system of promotion/consulting services for organic farming (various stakeholders involved).**

- 8. Increase funding for research and development of new technologies and provide more research projects to address the challenges of organic farming.**
- 9. Increase the production of certified organic seeds, especially field crops.**
- 10. Establish (regional) distribution and processing centres, develop short supply chains and market integration of organic farms.**
- 11. Establish a comprehensive supervision over the consumption of organic food in public institutions, in line with the Decree on Green Public Procurement.**
- 12. Increase the number of cooperatives and producer groups which bring together organic farmers to at least 10.**
- 13. Increase funding to modernise technologies, promote commercial production and adapt to climate change and protect the environment and nature on organic farms.**
- 14. Establish a common brand for Slovenian organic food.**

Monitoring and assessment of the objectives and measures pursued

A report on the monitoring of the implementation of individual objectives and measures set out in ANEK will be prepared every two years by the Organic Farming Working Group headed by MAFF. The report will be published on the MAFF website

SWOT-ANALYSIS BY PRIORITY AREAS

Cheese in the "Sirarna Zadnji Vogel" Cottage is made of raw milk in the traditional way,
author: Anrephoto/Shutterstock.com



SWOT-ANALYSIS BY PRIORITY AREAS

This chapter presents the key starting points and SWOT analyses related to the ten priority areas of organic farming.

4.1 Production and processing with emphasis on the quality of organic products

a) Key starting points and challenges:

- insufficient (market) production and processing, especially fruit and vegetables,
- the issue of processing organic meat and meat products (a large proportion of organic meat is marketed as conventional),
- large producers or processors are faced with a shortage of Slovenian organic products that could be included in their production, thus filling the gap in the production and sale of the Slovenian organic food,
- low growth or stagnation of organic farming (in recent years),
- insufficient number of farms taking up or converting to organic farming



Promotion of organic food under the slogan 'ORGANIC+LOCAL=IDEALLY', author: Ministry of Agriculture, Forestry and Food

b) SWOT-analysis

STRENGTHS	WEAKNESSES
Examples of good practice – strong and (commercially) successful organic farms	A lack of well-thought-out agricultural policy measures, insufficient state support, objectives and measures set out in APOF (by 2015) have not been achieved
Varied microclimatic and pedological conditions for diversified production	Insufficient share of organic farms and UAA (in relation to natural conditions and compared to some other countries), a high proportion of farms exiting organic control
Establishing a control system – trust in organic certificates	Fragmentation of areas, insufficient production of organic food for the market
Better age structure of the people who run organic farms (farm holders) in comparison with conventional farms; organic farming appeals to young transferees and new farmers	Lack of knowledge, poor transfer of knowledge into practice, cultivation technologies are not sufficiently developed
Traditional knowledge and farming methods (mountain farming, pesticide-free...), indigenous and traditional varieties and breeds of animals	There is no up-to-date database of products authorised for use in organic production, restricted phytopharmaceutical products, more expensive and smaller range of farming equipment.
On average, high support for organic farming compared to the EU	Poor agricultural machinery and technology, lower competitiveness and productivity, insufficient state support regarding organic farm investments.
A higher share of supplementary activities on organic farms (in comparison with conventional farms) – diversification	As regards the subsidies per hectare, the differences between organic and conventional production are negligible, insufficient support for conversion to organic farming
Organic farming is no longer just a niche area of agriculture	No clear, comprehensive national strategy on organic farming, the state fails to keep pace with the development trends in organic farming
OPPORTUNITIES	THREATS
Digitalisation in farming	Too many farms are opting to enter organic farming because of subsidies
Investments in technological equipment, diversification, development of new products	Too much bureaucracy
Attracting and involving more young farmers and new entrants to organic farming	Unfair foreign competition
Use the existing system (MAFF, CAFS, SOFA/societies ...) for the development of organic farming	Misleading with other names and quality labels (domestic ...); MAFF is degrading the development of organic production and processing through inappropriate promotion of other schemes
Covid-19 – greater public awareness, new customer-farmer relationships	Farms continue to exit from organic control
Intensive small-scale commercial production of garden crops	New diseases, pests
The EU and the public support organic farming	Young people are not interested in organic farming due to the general bad situation (reputation) in agriculture.
Farms that have a high potential for conversion are small farms and farms which pursue organic farming, but do not want to be included in organic control.	

4.2 Knowledge transfer

4.2.1 Education

a) Key starting points and challenges:

- organic farming is still underrepresented in the education system,
- poor knowledge transfer between stakeholders,
- the (compulsory) education system in the field of organic farms is not sufficiently effective.

b) SWOT-analysis

STRENGTHS	WEAKNESSES
Higher education programme in organic farming and very good academic staff at the UM FALS, organic farming course is also available at the UL BF	Narrow range of topics or mandatory training courses; improperly selected topics; six hours of compulsory training is too much to be carried in one day; since the provider of compulsory educational courses is selected through public procurement, the flexibility and professionalism are rather limited (the main criterion is the lowest price)
Organic farming subjects and related topics included in the curriculum of several secondary schools, etc.; support for organic farming at GRM NM and at BC Naklo	Organic farming topics are not sufficiently included in primary and secondary school curricula or organic farming subjects are not designated as compulsory; no training or education concepts for teachers and other education staff.
Examples of good practices in formal education (primary school science days or visits to organic farms, organic school gardens, permaculture gardens ...)	No systemic co-financing for organic school gardens
Organic school gardens project	Outdated NATIONAL PROFESSIONAL QUALIFICATIONS curriculum for organic farming
Some teaching staff are interested in organic farming, they support it and they strive to do their best to promote it.	Poorly educated organic-farm holders/ members
School scheme for fruit and vegetables which also renders possible the provision of training courses	Competition of various stakeholders in the delivery of training courses
A wide range of non-formal training courses and a free choice of topics, seminars and conferences, current trends in organic farming, etc.	Poorly organised hierarchy of professional/specialist services in the transfer of knowledge into practice; knowledge triangle concept is still not sufficiently developed
Compulsory education for organic farmers should remain mandatory in the future as well	Lack of funding for non-formal educational and inadequate tenders (systematically unregulated)
Implementation of non-formal training courses on organic farms	Modest number of EIP projects promoting organic farming
	Lack of demonstration farms used for educational purposes - to research and demonstrate various agricultural techniques
	Duplicate content for the responsible operators who carry out OF and AACP actions
	Poorly educated controllers
	Decline in enrolment at the UM FALS
	Not all agricultural schools/faculties provide at least basic knowledge of organic farming; no education in the field of local food supply and organic farming in other faculty programmes

OPPORTUNITIES	THREATS
Raising awareness among children and young people through the education system, inclusion of organic farming subjects in primary school curriculum, outdoor classrooms, strengthening the system of organic school gardens and urban organic gardens, linking local organic farms with schools	Eco school has nothing to do with organic farming (no organic farming content included in education)
Basic knowledge of organic farming is passed on in all agricultural schools and faculties; inclusion of subjects related to organic farming and organic food in other study programmes (hospitality and catering, healthcare, teaching and education...)	Changes and merging of the organic-farming higher education programme with other programmes (organic farming is abolished as an autonomous study programme)
Redesigning secondary school programme in agricultural education – the Austrian model	Declining students' interest in organic farming, lack of interest
Inclusion of the organic farming content in the set of parameters needed for the advancement of teachers (parameters are dealt with by the National Education Institute); providing kindergarten and primary school staff with education on organic farming	Lack of links between MAFF and MESS as regards the topic of organic culture and organic food
EIP-projects of cooperation and CLLD/LAG-activities	Decision makers working in education and research institutions are not sufficiently supportive of organic farming, therefore there are/will be too few EIP projects on the topic of organic farming
Upgrading the content of compulsory training and education for organic farms – farm tours, examples of good practices, foreign practices, educational trips abroad, a range of MAFF topics, various providers, voucher system	Make compulsory training voluntary - not all farmers will be sufficiently innovative, motivated and skilled to face the challenges
The possibility of co-financing (non-formal) education courses for organic farms through the Slovenian National Rural Network	The high cost of delivering non-formal education courses for only a few participants (dispersion); insufficient financial resources to organise non-formal courses
Demonstration organic farms used to showcase farming methods and techniques and highlight best farming practices through educational courses.	Maintaining or sticking to the PP system for compulsory education courses in organic farming
Student exchange programmes, world-wide opportunities on organic farms – volunteering on organic farms	
An educated consumer	



Terrain advising, author: Martina Gomzi

4.2.2 Advisory services and promotion

a) Key starting points and challenges:

- free advice on organic farming is provided within the framework of PAAS,
- insufficient number of organic farming advisors,
- need to bring together stakeholders providing advisory services and promoting or encouraging the conversion of farms to organic farming.

b) SWOT-analysis

STRENGTHS	WEAKNESSES
Existing PAAS network – a system of free and independent advisory services throughout Slovenia, good links with local communities, other research and development (R&D) institutions and organic farmers associations (including expert support)	Dispersed knowledge, insufficient cooperation between stakeholders
PAAS are distinguished by high-quality knowledge and a wide range of expertise (production, processing, promotion, tourist farms, promotional events)	Not enough real promotion in the field
Advisers know a farmer, his family and potential very well, and they can easily identify opportunities to convert a farm into organic farming.	Part of the hours performed by PAAS is not recorded under organic farming because the system does not allow parallel monitoring
Organic farmers have a positive attitude towards education	Insufficient amount of paid hours that are allocated for all PAAS tasks and consequently also for organic farming
Farmers are encouraged to convert to organic farming (also in the framework of AECF training courses and advisory services).	Insufficient funds allocated for additional trainings of organic farming advisors
Organised events, at home and abroad, with examples of good practices (associations, private sector, faculties ...)	Research institutions are faced with a lack of research and technological solutions in the field of organic farming which are needed by advisers in order to transfer the knowledge to farmers
	Some farmers need to hear the advice of the advisory service several times in order to follow it
	Unfavourable age structure of advisers
OPPORTUNITIES	THREATS
Upgrading advisory services when it comes to advising and promotion; the possibility of carrying out promotion also through SOFA/associations	Lack of money and (political) support for advisory services and promotion
Networking and knowledge transfer between different institutions, networking between farmers and expert advisers in the field of organic and biodynamic farming, opportunity for young professionals	Failure to accept and accomplish the objectives set for the purpose of advising organic farms, within the framework of PAAS
Upgrading of activities: animation events, promotion, good practices at home and abroad	Unprofessional content delivery
Co-financing the implementation of the promotion of organic farming through the Climate Fund and/or with the support of the local community	Lack of cooperation between stakeholders in the field of promotion and advisory services or the knowledge triangle
By intensifying the promotion of organic farming, PAAS would be even more in line with trends	Advisory services or promotion do not sufficiently meet the needs of organic farmers
More PAAS working hours in the field of organic farming and more support for organic farmers in solving technological problems	Risk of losing progress achieved in organic farming
CAFS elections, selection of organic farming candidates who will co-shape the policy within CAF (and externally) and achieve that organic farming is given more weight	

4.3 Organic seed production

a) Key starting points and challenges:

- insufficient production of agricultural plant seed,
- imports of foreign varieties of agricultural plant seed predominate.

b) SWOT-analysis

STRENGTHS	WEAKNESSES
Existing organic seed cooperatives and seed companies offering organic seeds	Small market, high availability of organic seeds from other countries, low demand, export of Slovenian organic seeds to Austria
Organisations with infrastructure for testing seed varieties to check if they are suitable for organic farming; AIS produces organic seeds – crops (also within the framework of Ecobreed project)	Poor natural/climatic conditions for seed production
Experts, knowledge in the field of organic seed production	Low production volume and a small amount of areas intended for the production of organic seed material
Local and indigenous varieties that are in high demand (market niche)	Many risks associated with organic seed production
Good natural conditions for certain types of seeds/varieties, e.g. Slovenian lettuce is of better quality than Italian lettuce	Narrow selection of seed varieties and high prices of organic seeds, which results in additional purchases of organic seeds
Existing support for organic seed production, within the framework of RDP	Certain indigenous varieties are not certified organic – e.g. 'Darja' buckwheat; AIS cannot provide organic seeds of indigenous varieties because they are produced in conventional manner as well.
Farmers help each other – e.g. buying each other's seed material of field crops	
OPPORTUNITIES	THREATS
Establish a system of links between farmers and seed producers – joint planning	Legislation in this area is too restrictive and it hinders production
Development and promotion of organic seed production of field crops, new varieties also through the project Obzorje (Horizon) 2020 and target research programmes	Climate change
Consumers want products that grow from domestic seeds and crops of known organic origin	Lack of networking between stakeholders
As far as indigenous varieties are concerned, systematic selection is required – this takes time and money	Increasing additional purchases of conventional seeds
Further investment in knowledge in this area	
Establishing networks of experimental support »centres« through e.g. target research programmes, EIP, RDP	
Subsidising organic seed producers	
Since 2022, the database also contains seeds from conversion, there may be more Slovenian organic seeds available on the market	

4.4 Creating links and joint market presence

a) Key starting points and challenges:

- A significant obstacle to market integration of organic farmers is a low number of (bigger) organic farms, a large proportion of which have developed their own (direct) sales channels.
- In 2017, SOFA was established; it brings together around 13% of all organic farms and has no systemic funding for its operation.

b) SWOT-analysis

STRENGTHS	WEAKNESSES
Strong tradition of cooperatives	Insufficient number of SOFA members (active for 3 years)
Due to the fact that Slovenia is a small country, links can easily be established	There is no systemic financing of SOFA and other associations; the work or activities are mainly based on voluntary work
Some good practices of market integration of organic farms	Farmers do not understand the principles of market integration
Existing support for market integration (e.g. Measures 9.1., 16.4, CLLD/ LAG ...) which need to be slightly adjusted	The volume of market production is too low; there are many farmers who market their produce themselves and are therefore not interested in integration or they only want to sell »surpluses«. Insufficient number of farms producing crops for larger processing plants.
Numerous regional associations have been active for many years	The criteria for some measures are too strict (e.g. at least 30 farms are needed to set up organic food producer groups)
Growing interest in networking and creating links	The BIODAR brand no longer exists
OPPORTUNITIES	THREATS
Adjustment of market integration measures (easier entry conditions)	Farmers' unwillingness to engage in market integration
Creation/development of a brand (premium) based on the BIODAR model	There is too much of a gap between the wishes and needs of farms and farm-linking organisations (purchase prices, margins ...)
Strengthening of SOFA capacities	Lack of interest in joining SOFA, also due to bad experiences in the past
Make better use of CLLD/LAG funds to establish cooperation and integration at the local level	Too many brands, confusion on the market
Selling products to public institutions, retail chains, restaurants, hotels,	There are no systemic funding sources for SOFA

4.5 Organic food in the public procurement system

a) Key starting points and challenges:

- under the Regulation on Green Public Procurement, the share of organic food in public institutions must be at least 15%,
- it is imported organic food that predominates.

b) SWOT-analysis

STRENGTHS	WEAKNESSES
The possibility of excluded lots (20% or 80,000 Eur) within the PP framework	There is no data, supervision and sanctions regarding the compliance with the Regulation on Green PP
Regulation on Green PP – an obligatory part of organic food	Too many imported organic food items within the PP framework, questionable quality and traceability of organic food items
The system of (free) meals in public institutions	No continuous supply (customers' fears)
School scheme	The PP system does not allow any local discrimination or favouring of local suppliers.
Examples of good practices of public institutions which order more food than required by the Regulation.	Bureaucratic obstacles (monitoring quantities of organic food ...)
A growing supply of Slovenian organic food products	Staff in charge of procurement in public institutions are still not adequately educated and are also not sufficiently aware of the importance of organic food
Several local cooperatives/suppliers have been established who bring together organic farmers and work with public institutions	Failure to respect contract conditions (public institutions buy less than specified by contracts)
OPPORTUNITIES	THREATS
Establishing local/regional models for promoting the introduction of Slovenian organic food in public institutions	Insufficient control over suppliers/traders of foreign organic food
Identification of the relevant environmental criteria within the PP framework (preference for Slovenian organic food over imported organic food)	Growing share of imported organic foods in public institutions
Introduction of supervision and sanctions related to PP, having regard to the Regulation on Green PP	Additional bureaucracy that hinders the introduction of Slovenian organic food in public institutions
Developing guidelines on healthy eating in public institutions	Slovenian organic food is overpriced (compared to imported food)
Compulsory observance of the Regulation on Green PP, which also applies to organised organic foods at faculties (coupons)	The scope of supply is too low and besides, there is not enough variety in Slovenian organic foods
Covering the costs of organic farmers or suppliers to register in the e-catalogue, promoting the e-catalogue and upgrading it for use in in the HORECO sector	Mixing local, integrated and organic
Raising awareness and educating nutrition managers or staff in public institutions, parents, children	Lack of interest among the heads of public institutions for the roll-out of organic foods
Make better use of school scheme for the introduction of Slovenian organic foods in public institutions	
Greater role of municipalities in introducing Slovenian organic foods in kindergartens and schools, co-financing of organic food purchases, following the example of EU countries and regions	

4.6 Marketing and Promotion

a) Key starting points:

- despite the fact that Slovenian organic food is in high demand, the market is dominated by imported organic food,
- insufficient promotion in the past,
- general promotion of consumer awareness of the importance of eating local, organic food produced in Slovenia under the slogan »ORGANIC + LOCAL = IDEAL«.

b) SWOT-analysis

STRENGTHS	WEAKNESSES
Growth in demand for organic food, the market is already quite developed	Barriers to entry into retail chains (excessive demands and the lack of flexibility on the part of merchants or traders, fragmented farm supply)
Consumers favour Slovenian organic food (willing to pay more)	Weak entrepreneurial initiative
Increase in direct sales, strong organic markets, direct contact between farmers and buyers	Lack of data analysis of successful and unsuccessful farmers
Product quality (no industrial organic farming – good overall story)	A lack of adequate marketing, distribution and processing infra-structures, especially for meat and dairy products
Commercially successful farms (examples of good practice)	Short-lived promotional activities
Slovenia is globally recognised as a green and gastronomic destination	Hospitality and tourism or HORECA sector is not yet sufficiently prepared to introduce organic food
OPPORTUNITIES	THREATS
Development of short chains, e.g. direct online sales, home delivery, community group buying...	Lowering organic standards, misleading, scandals that can undermine consumer confidence in organic food
Awareness-raising and an increase in promotion of organic and healthy food	Merchants or traders with their organic brands surpass Slovenian organic brands
Organic agricultural tourism	Economic crisis, reduction of purchasing power, tourism decline, etc.
Intensive small- scale commercial garden crop production	Too many different and untested brands or logos, confusion in the market due to different labels
Regional logistics distribution centres	Intensive promotion of other quality schemes (especially selected quality) may negatively affect the development of organic farming and reduce the importance of organic food in the market
Linking up with retail chains and HORECA sector	Predominance of foreign organic products, non-competitive prices, unwillingness to introduce Slovenian organic food into retail chains and the HORECA sector.
Training of stakeholders so that they are able to distinguish between conventional/integrated and organic products	

4.7 Research and development of new technologies

a) Key starting points and challenges:

- dissemination or transfer of research results into practice is not sufficiently effective,
- cooperation between stakeholders is still too weak,
- lack of research on organic farming.

b) SWOT-analysis

STRENGTHS	WEAKNESSES
Involvement in the »CORE ORGANIC« projects	Too little money is spent on research in the field of organic farming (with regard to the share of UAA)
Digitalisation of knowledge – research from abroad is available	Topics for a wide range of organic farms are not confirmed, topic initiators do not receive any feedback on a certain initiative
Applied information from learning farms from abroad	Poor dissemination of scientific research projects for professionals and the general public (no systematics); after the funding is over, many projects »fizzle out«
We have some (internationally) renowned researchers in the field of organic farming	Research teams put a lot of effort into projects that eventually are not chosen for funding (approximately one application out of 10 is successfully acquired)
EIP projects to date - some also exclusively on organic farming	Weak stakeholder involvement
OPPORTUNITIES	THREATS
Green European Deal	Misinterpretations about the impact of organic farming on the environment
Use of knowledge – digitalisation	Cutting public funding for research and development
»Translating« research into a common language, dissemination for professional experts and farmers	Bureaucratization
A single digital knowledge base	Fictitious research and development projects in the field of organic farming
Multiannual exploratory comparative experiments	Pressure from major providers of conventional farming equipment on research activities
Objective of the Commission: 25 % of organic UAA = 25% of research funding for organic agriculture	
Cooperation between disciplines and stakeholders – no competition	
Several projects on the topic of organic agriculture within the framework of the tenders: Development of new products, practices, processes and technologies and EIP-projects	

4.8 Organic farming in relation to environment and climate change

a) Key starting points and challenges:

- organic farming is still under-represented in the most sensitive natural areas, with organic farmland accounting for 11% in water protection zones, 12% in protected areas, and 17% in Natura 2000 sites (the percentage is calculated on the basis of all UAA in these areas).

b) SWOT-analysis

STRENGTHS	WEAKNESSES
Organic farming maintains better soil fertility (more humus) and biodiversity, reducing the environmental burden and burden on natural resources	Increasing use of plastic sheet cover foils which have negative impacts on the environment and people
Organic farming has a lower environmental footprint, has fewer negative impacts on climate change and is able to adapt to climate change	Using appropriate machines with a smaller carbon footprint is more expensive
Permanent plantations - preserving as many ecosystem services as possible (minimise interference)	Lack of comprehensive studies on the environmental impact of organic farming
Social commitment to nature conservation and the fight against climate change	More greenhouse gas emissions per unit of food produced
Ban on GMO	Intensive use of grassland has a negative impact on biodiversity
Improved animal welfare on organic farms	Damage caused by game and beasts
More ecosystem services on organic farms	Insufficient share of organic farms in water protection zones and in protected areas
Organic farms are smaller and less intensive compared to the EU	Lack of knowledge and awareness among organic farmers about the importance of nature and environment conservation
	Ploughing of environmentally sensitive permanent grassland reduces the proportion of grassland habitat types and has a negative impact on grassland species
OPPORTUNITIES	THREATS
To take advantage of the objectives set out in the »From Farm to Fork« Strategy and the Biodiversity Strategy	Climate changes
Better use of agricultural land, more production on less land (greenhouses, tunnels, use of different crops, etc.), less space used for farming, more left for nature	The power of multinational companies
Utilization of rainwater, processing of biodegradable waste and proper handling of manure, reduction of plastics, etc. (circular economy concept)	Poor management of game and carnivores - more and more damage for farmers
New approaches to soil treatment, increase in humus mass and CO ₂ storage (conservation agriculture, no deep ploughing, etc.)	Intensification of organic farming
Promoting the organic system approach on organic farms, providing trainings to organic farmers, advisors and other stakeholders	Lack of farm resources to adapt to climate change
Promoting Natura 2000 protected areas, also by giving organic farms priority in leasing state-owned land	Increasing number of organic farms where there is no established natural cycle within the farm, dependence of farms on external sources (fertilisers, etc.)
Prohibition of conventional farming in certain areas – water protection zones	Extensive use of sulphur and sulphates
Allowing 10-15% natural vegetation (hedges, etc.) and mixed crops/crops on each GUAP (fruit, herbs, garden crops, etc.)	

IDENTIFICATION OF NEEDS, OBJECTIVES AND ACTIONS BY PRIORITY AREAS



IDENTIFICATION OF NEEDS, OBJECTIVES AND ACTIONS BY PRIORITY AREAS

The measures will be financed under the 2014-2020 Rural Development Programme, in the framework of the 2023-2027 Common Agricultural Policy Strategic Plan, which will be approved by the European Commission, and other resources that are and will be planned within the framework of the financial plans established by the relevant ministries.

5.1 Production and processing with emphasis on the quality of organic products

a) *Support for land and technology modernisation (production, processing), marketing, farm start-ups and processing plants*

ACTION No	NEED	OBJECTIVE	ACTION	FUNDING SOURCES	RESPONSIBLE	PRIORITY	TIME FRAME
1	Investment funds for the modernisation of technology on farms and in enterprises (production, processing) and the development of new products, adding value to crops	Improvement/modernisation of technology, production and processing on farms and in enterprises	Support for investments in organic farms and enterprises (production, processing, marketing) and for organic aquaculture (separate tender for organic farms only)	Public	MAFF	HIGH	Since 2021
2	More organic food production for the market	A higher share of Slovenian organic food on the market. Increase in the number of organic farms and utilised agricultural areas (UAA), in particular for plant production	Support for the start-up of (small) organic farms (modelled on the tender for support for small farms)	Public	MAFF	HIGH	Since 2021
3	Continuation of the ha/hive support system for organic farming	The amounts per land use will remain at least at the current level. Individual grants and combinations of other grants for conventional farming must be at least 30% lower than for the organic farming.	Support per ha/hive	Public	MAFF	HIGH	Since 2021
4	More organic meat and organic dairy products on the market that are sold by farmers at good prices	Increased market share of organic meat and dairy products	Processing plants are entitled to receive support for the processing and sale of organic meat and organic dairy products	Public	MAFF	HIGH	Since 2021

b) Encouraging the inclusion of young farm holders or acquirers and new entrants into organic farming

ACTION No	NEED	OBJECTIVE	ACTION	FUNDING SOURCES	RESPONSIBLE	PRIORITY	TIME FRAME
5	Ensure the continuation of organic farming	Encouraging the inclusion of young farmers (acquirers) and organic farm holders	Providing additional points and increased financial support for young organic farmers and ensuring that new entrants can also apply for the measure.	Public	MAFF	HIGH	Since 2021
6	Increase in the number of young farm holders or acquirers and new entrants into organic farming	Increase in the number of new entrants into organic farming	Stimulating young farmers, farm acquirers and new entrants to become engaged in organic farming	Public	MAFF, CAFS, NGO, SRYA	HIGH	Since 2023

c) Promoting employment and volunteering on organic farms

ACTION No	NEED	OBJECTIVE	ACTION	FUNDING SOURCES	RESPONSIBLE	PRIORITY	TIME FRAME
7	Farm labour shortage	Increasing employment and volunteering on organic farms	Facilitate the implementation of public works and other active employment policy programmes on organic farms, changes to legislation	Not needed	MAFF MoLFSA	MEDIUM	Since 2023
8	Increase in the number of young farm holders or acquirers and new entrants into organic farming	A higher number of new entrants into organic farming	Satisfy the needs of organic farmers by connecting them with potential volunteers, promoting volunteer opportunities on organic farms, strengthening Slovenian networks providing volunteer services	Private	NGO/ SOFA, farms	MEDIUM	Since 2023


d) Improving accessibility of information on authorised products and substances in organic farming and setting up a »one-stop« online database

ACTION No	NEED	OBJECTIVE	ACTION	FUNDING SOURCES	RESPO-NSIBLE	PRIORITY	TIME FRAME
9	All necessary information on organic farming and authorised products and substances in one place, publicly accessible and up-to-date	An up-to-date online information database, including a catalogue containing authorised organic farming products (suppliers can register free of charge)	Formation of a group of relevant stakeholders/an expert group that will be in charge of establishing and managing a database containing authorised products	Public	MAFF, CAFS/PAAS, Faculties, AIS, CO, AFSVSPP	HIGH	Since 2022
10			Establishment and operation of a public online database containing information in a single place (authorised products and substances, training materials or resources, research results, knowledge transfer, etc.).				
11	Insufficient supply of certain plant protection products on the Slovenian market	Increase the number of plant protection products for organic farming	Ensure that authorised products are used uniformly across the EU	Not needed	MAFF	HIGH	Since 2022

e) Promoting the inclusion of new farms in organic control

ACTION No	NEED	OBJECTIVE	ACTION	FUNDING SOURCES	RESPO-NSIBLE	PRIORITY	TIME FRAME
12	Increased number of new farms that are subject to organic control	Increase the number of organic farms	Higher support per ha for conversion period (continuation of the existing system)	Public	MAFF	HIGH	Since 2021
13			Support covering the costs of organic control (continuation of the existing scheme)	Public	MAFF	HIGH	Since 2021

High tunnel production of raspberries decrease berry losses to rain and frost
author: Darinka Koroh



5.2 Knowledge transfer (education, counselling and promotion)

a) Establishment of organic master farms and demonstration centres

ACTION No	NEED	OBJECTIVE	ACTION	FUNDING SOURCES	RESPONSIBLE	PRIORITY	TIME FRAME
14	More practical knowledge for organic farmers and advisers and other target groups (e.g. the unemployed)	Establishment of master organic farms and demonstration centres	Support for the establishment and operation of organic master farms/ demonstration centres and mentoring programmes	Public	MAFF, NGO/ SOFA, DSA, SRYA, educational institutions	HIGH	Since 2023

b) Implementation of promotion and advisory services, upgrading of the existing public service system

ACTION No	NEED	OBJECTIVE	ACTION	FUNDING SOURCES	RESPONSIBLE	PRIORITY	TIME FRAME
15	More expert advice/promotion	Establishment/upgrading of a system to promote organic farming (various stakeholders involved)	Coordination and implementation of the organic-farming promotion and advisory services, upgrading of the existing public service system by including other stakeholders in the system	Public, private	PAAS, SOFA, UM FKLS, UL BF, MAFF, DSA, CAFS	HIGH	Since 2021
16	Provision of advisory services with regard to the needs on the field (farmers)	Increase financial resources and hours intended for advisory services/promotion, more specialised advisors for organic farming	Provide additional financial resources to strengthen the implementation of advisory and promotion services, including the training of advisors in the field of organic farming, with an emphasis on practical skills.	Public, private	PAAS, SOFA, UM FKLS, UL BF, MAFF, DSA, CAFS	HIGH	Since 2022
17			Upgrading the implementation of public service work programmes, providing human resources and additional funding to strengthen the effective delivery of advisory services or activities within the existing public services.	Public	MAFF, public services	HIGH	Since 2021

c) A functioning system of educating children and young people and raising their awareness on organic farming

ACTION No	NEED	OBJECTIVE	ACTION	FUNDING SOURCES	RESPONSIBLE	PRIORITY	TIME FRAME
18	The inclusion of organic farming topics in the curricula of kindergartens, primary and secondary schools and universities	Increased number of kindergartens, schools and colleges whose curricula include organic farming topics and farm visits.	Explore, together with the competent authorities, the possibility of upgrading the educational curricula of kindergartens or including more content on organic farming, the importance of organic food and sustainable use in the curricula of primary schools, secondary schools and faculties	Not needed	MAFF	MEDIUM	Since 2023
19			Explore the possibility of including organic farming in secondary and higher education programmes, introducing organic farming and food as a stand-alone subject at all levels of education in agriculture, food processing, food safety, veterinary medicine, catering and tourism, dietetics, health care.				
20	Children and young people should gain knowledge about organic farming and healthy eating through experiential learning	To get citizens acquainted with the organic farming health benefits and its positive environmental impact	Systemic support for educational institutions to operate, upgrade or re-establish a school organic garden	Public, private	MAFF, MESS, Network of school organic gardens, Organic school gardens association/ NGOs, kindergartens, elementary school	HIGH	Since 2022
21	To have more students who get involved in and complete organic farming study programmes	To provide study programmes in organic farming at a university level	Continuation of the study programme Organic Agriculture at the UM FALS	Public, private	MESS, Faculties, MAFF	HIGH	Since 2021
22			Establishment of the second Bologna cycle of the Organic Farming study programme				

d) Organic farmers should obtain more knowledge

ACTION No	NEED	OBJECTIVE	ACTION	FUNDING SOURCES	RESPONSIBLE	PRIORITY	TIME FRAME
23	Education programs meet the needs of farmers and follow trends, practical and useful farmer trainings, exploring domestic and foreign examples of good practice	Strengthen the (practical) knowledge and skills of organic farmers Višja usposobljenost in inovativnost eko kmetov	Increase of financial resources, upgrading and adjustment of the current system of compulsory education, also with the system of vouchers – a farmer himself shall select where to take educational courses; practical training and exploration of good practices are mandatory	Public, private	MAFF, CAFS, SOFA, DSA, UM FALS, UL BF, NGOs, etc.	HIGH	Since 2023

5.3 Organic seed production

a) Increase (commercial) production of certified organic seed, train and connect organic farmers with seed/planting material producers and seed companies

ACTION No	NEED	OBJECTIVE	ACTION	FUNDING SOURCES	RESPONSIBLE	PRIORITY	TIME FRAME
24	Link farmers with seed producers, analysis/information, determining the varieties farmers need, production planning	Setting up a system for recording the needs to use organic seeds (species and varieties) for better production planning	Establishing/strengthening cooperation between farmers and seed producers/seed companies	Public, private	Seed companies, PAAS, MAFF, SOFA, NGOs, AIS	HIGH	Since 2021
25			Database containing the list of needs to use organic seeds, expansion of the records to varieties of major field crops, fodder and garden crops				
26	Organic farmers should obtain more knowledge	To train organic farmers to grow and sell organic seeds	Farmer training, performing tests at agricultural schools, promotion of local varieties, development of products/brands from local varieties	Public, private	Seed companies, AIS, PAAS, MAFF, SOFA, NGOs, UM FALS, UL BF, BC Naklo, GRM NM	MEDIUM	Since 2021
27	More Slovenian organic seeds on the market	Increase (commercial) production of certified organic seeds, especially for field crops	Support for networks/cooperatives/variety maintainers organic seed producers	Public, private	Seed companies, PAAS, MAFF, SOFA, NGOs, AIS	MEDIUM	Since 2023
28			Co-financing of the additional costs linked to the inspection and certification of organic seeds and exemption from the payment of the fee and administrative charge for entry in the varietal list	Public	MAFF	MEDIUM	Since 2023
29			Increase/adjustment of seed aid per ha	Public	MAFF	MEDIUM	Since 2023

b) Promoting the use and maintenance of certified organic (indigenous) seed/planting material

ACTION No	NEED	OBJECTIVE	ACTION	FUNDING SOURCES	RESPONSIBLE	PRIORITY	TIME FRAME
30	Increased use of certified organic seeds among organic farmers	Encourage the use/ purchase of certified organic seeds	Subsidy/partial reimbursement of the purchase costs of organic certified seed/ seed for farmers	Public	MAFF	HIGH	Since 2023
31	Promoting the maintenance of organic (indigenous) seeds/ planting material	Expansion of the bank and an increase in the number of maintainers of organic (indigenous) seed/planting material	Expansion of the bank with organic and organic indigenous varieties	Public	MAFF	MEDIUM	Since 2023
32			Spodbude za vzdrževalce avtohtonih in tradicionalnih sort, baza vzdrževalcev				



Buckwheat seeds, author: Wolfgang Kruck/Shutterstock.com

5.4 Creating links and joint market presence

a) Support/measures for market integration of organic farms

ACTION No	NEED	OBJECTIVE	ACTION	FUNDING SOURCES	RESPONSIBLE	PRIORITY	TIME FRAME
33	Creating links between organic farms for joint market presence, easier and more efficient integration into market chains	Several cooperatives/producer groups for the organic sector	Support/measures for market integration of organic farms and simplification of requirements for producer groups in the organic food sector	Public	MAFFP	HIGH	Since 2021

b) Establishing/developing a brand for Slovenian organic food

ACTION No	NEED	OBJECTIVE	ACTION	FUNDING SOURCES	RESPONSIBLE	PRIORITY	TIME FRAME
34	Single clearly identifiable label or mark for Slovenian organic food	Increasing the visibility of Slovenian organic food and boosting customer awareness and trust Maximise the number of organic farms included in the brand	Establishment/development of the brand, including promotional activities (following the example of the selected quality) and own standards	Public, private	SOFA, NGOs, CAFS, CCIS-CAFE	MEDIUM	Since 2022

c) Strengthening the capacities of the Slovenian Organic Farmers' Association

ACTION No	NEED	OBJECTIVE	ACTION	FUNDING SOURCES	RESPONSIBLE	PRIORITY	TIME FRAME
35	Representing the interests of organic farmers with one voice	Strengthening SOFA capacities	Provide systemic funding for the operation and strengthening of SOFA	Public, private	MAFF, SOFA	HIGH	Since 2021
	Creating links between organic farms	Greater number of organic farms included in SOFA					

5.5 Organic food in the public procurement system

a) E-catalogue/database of Slovenian organic food for public procurement

ACTION No	NEED	OBJECTIVE	ACTION	FUNDING SOURCES	RESPONSIBLE	PRIORITY	TIME FRAME
36	Free of charge entry in the e-catalogue	More organic Slovenian food in public institutions	Support for PG, producer organisations and cooperatives for a free of charge entry in the food catalogue for PP	Public	MAFF	HIGH	Since 2021
37	Reducing administration and saving time when buying Slovenian organic food and preparing PP	Support for public service employees in the procurement of organic food	Promotion and updating of the food catalogue for PP	Private	CCIS-CAFE, MAFF, SOFA	HIGH	Since 2021
		All information in one place, transparent and up-to-date offer					



Diospyros kaki, author: Irena Vrhovnik

b) Promoting the consumption of Slovenian organic food through the public procurement system and the school scheme

ACTION No	NEED	OBJECTIVE	ACTION	FUNDING SOURCES	RESPONSIBLE	PRIORITY	TIME FRAME
38	Making better use of the School Scheme to introduce Slovenian organic food into schools Healthier eating for children, pupils, young people, patients, the elderly and other users of public institutions or establishments committed to the PP	More Slovenian organic food through the school scheme	Awareness-raising and training for catering managers or procurement officers in all public institutions	Public	NGOs, MAFF	HIGH	Since 2021
39			Visits to organic farms	Public	PS, organic farms, SOFA, DSA	HIGH	Since 2021
40			Joint action for more Slovenian organic food, within the framework of the school scheme	Not needed	MAFF, MESS, MH, SOFA, DSA, PS, organisations bringing together organic farmers	HIGH	Since 2022
41		Encourage the introduction of Slovenian organic food in public institutions	Slovenian Organic Food Day - once a year, all public institutions prepare all meals during the day, using Slovenian organic food	Public, private	MAFF, SOFA, organisations bringing together organic farmers, CAFS, DSA, CCIS-CAFE	MEDIUM	Since 2023
42		Reducing the carbon footprint in food purchasing and promoting the procurement of Slovenian organic food	Include environmental (and possibly health) impacts in public procurement and evaluate them appropriately, so that Slovenian organic food has the possibility of better scoring (e.g. impact on climate change with regard to transport distances and production methods).	Not needed	MAFF, MPA, public institutions	MEDIUM	Since 2023
43	Promoting the introduction of organic food in student meals (coupons)	To ensure a higher number of points in the selection criteria for tenderers	Public	MAFF, MESS	MEDIUM	Since 2023	

c) *Local/regional models for promoting the introduction of Slovenian organic food in public institutions*

ACTION No	NEED	OBJECTIVE	ACTION	FUNDING SOURCES	RESPONSIBLE	PRIORITY	TIME FRAME
44	Support for public institutions in the introduction or purchase of Slovenian organic food	More Slovenian organic food in public institutions	Establishing local/regional models for promoting the integration of Slovenian organic food in public institutions	Public (LAG/CLLD) and private	Organisations uniting organic farmers, public institutions, municipalities, organic farms, companies, SOFA/societies, DSA, Co-operative Union of Slovenia, CCIS-CAFE	HIGH	Since 2023
	Support for farmers in planning, marketing, selling to public institutions	Integrated and organised supply and distribution at local/regional level, establishing partnerships between key stakeholders (cooperatives and other organisations creating links between farmers, farms, public institutions, CAFS regional units, LAG, municipalities, etc.).					
	Promoting organizations that bring together organic farmers in their marketing activities and development	Increased awareness of the importance of Slovenian organic food among nutrition directors or those responsible for public procurement					
	Healthier eating for all consumers in public institutions or establishments committed to PP	Providing healthy food to consumers in public institutions and reducing the carbon footprint in food procurement					

d) *Monitoring the consumption of organic food in public institutions - compliance with the Green Public Procurement Regulation*

ACTION No	NEED	OBJECTIVE	ACTION	FUNDING SOURCES	RESPO-NSIBLE	PRIORITY	TIME FRAME
45	Educate nutrition managers about the importance/ benefits of organic food and make them interested in organic nutrition	Increased awareness among nutrition managers	Raising awareness among catering managers or persons responsible for public procurement of the importance of including organic food in all public institutions which are bound by public procurement rules	Public	MAFF, ministries, public institutions	HIGH	Since 2022
46	Comprehensive control over the purchase / consumption of organic food in the public institutions, in accordance with the Green Public Procurement Regulation, sanctions for violations	Obtaining data on the volume or share of (Slovenian) organic food in public institutions	Accurate data collection by type of organic food that allows processing	Public	Public institutions, Inspectorate for Agriculture, MAFF	HIGH	Since 2022
		More Slovenian organic food in public institutions					
		Overview of actual spending and needs of public institutions					
47		Ensure compliance with the Green Public Procurement Regulation	Implementation of regular supervision in public institutions, regarding compliance with the Green Public Procurement Regulation	Public	Public institutions, Inspectorate for Agriculture	HIGH	Since 2022

5.6 Promotion and marketing

a) *Promoting the sale of Slovenian organic food to retail chains and the catering and tourism sectors*

ACTION No	NEED	OBJECTIVE	ACTION	FUNDING SOURCES	RESPONSIBLE	PRIORITY	TIME FRAME
48	Increasing accessibility and ensuring Higher quantities of Slovenian organic food in retail chains and the catering and tourism sectors	Increased share of Slovenian organic food in retail chains, catering and tourism	Establishing cooperation between organisations that bring together organic farmers and retail chains or the catering/tourism sector, joint annual meetings/ yearly planning of quantities and purchasing	Private	Organisations bringing together organic farmers, SOFA, DSA, CAFS, CUS, ZZS, retail chains, HORECA-sector, MAFF, UM FALS	HIGH	Since 2023
49			Promotion of Slovenian organic food in retail chains and the hospitality/tourism sector				
50			Co-financing organic certification fees in the catering and tourism sector	Public			



Homemade bread,
author: Mirjam Kavčič/Shutterstock.com

b) Integrated promotion, providing information and raising awareness on Slovenian organic food (multiannual campaign)

ACTION No	NEED	OBJECTIVE	ACTION	FUNDING SOURCES	RESPONSIBLE	PRIORITY	TIME FRAME
51	Integrated promotion and awareness-raising, increased consumer awareness, increased share of Slovenian organic food on the market	Increased consumer awareness and increased sales of Slovenian organic food Annual promotion lasting for 7 years (until 2027)	Multi-year project of promotion and education - upgrade of the national campaign »Ecological + local = IDEAL«	Public, private	MAFF, SOFA, NGOs, DSA, Cooperatives, PG, CAFS, UM FALS, CCIS-CAFE ...	HIGH	Since 2023

c) Establishment of (regional) distribution and processing centres and short sales chains, including the establishment of a food chain of organic food stakeholders.

ACTION No	NEED	OBJECTIVE	ACTION	FUNDING SOURCES	RESPONSIBLE	PRIORITY	TIME FRAME
52	Linking supply and demand and developing short supply chains and food chains with organic food stakeholders	Establishment of a (regional) distribution centre and development of short supply chains and food chains with organic food	Support for the establishment of (regional) distribution and processing centres and forms of cooperation, short supply chains and organic food chains	Public, private	MAFF	HIGH	Since 2021
53			Establishment of organic regions	Public	MAFF	HIGH	Since 2022
54	Strengthen integration and cooperation in the organic food chain, more Slovenian organic food on the market, especially meat and dairy products, ensure purchasing at a reasonable price	Improving marketing strategies concerning Slovenian organic food, especially meat and dairy products	Establishing cooperation between stakeholders with regard to buying and selling	Private	Organisations bringing together organic farmers, companies, SOFA, DSA, CAFS, CUS, SCC, MAFF, CCIS-CAFE	HIGH	Since 2022

d) Support for the establishment, development and promotion of tourism activities on organic farms

ACTION No	NEED	OBJECTIVE	ACTION	FUNDING SOURCES	RESPONSIBLE	PRIORITY	TIME FRAME
55	Adding value to organic food in connection with tourism, increasing the tourist offer on organic farms, diversification of activities	More organic tourist farms, creating new jobs on organic farms	Support for the establishment, development and promotion of tourism activities on organic farms	Public	MAFF	HIGH	Since 2023

e) Analysis of the organic food market

ACTION No	NEED	OBJECTIVE	ACTION	FUNDING SOURCES	RESPONSIBLE	PRIORITY	TIME FRAME
56	Obtain data on the organic food market, in particular for Slovenian organic food	Establishing a database for planning the development of the organic food market	Analysis of the Slovenian organic food market (every 3-5 years)	Public	MAFF	MEDIUM	Since 2021

5.7 Research and development of new technologies

a) Improving the transfer of research and project results to farmers and other stakeholders

ACTION No	NEED	OBJECTIVE	ACTION	FUNDING SOURCES	RESPONSIBLE	PRIORITY	TIME FRAME
57	Dissemination of (scientific) research results, improving the transfer of research and project results to farmers	<p>Ensure the transfer of research and project results to farmers and businesses in the field of organic production</p> <p>A more competitive Slovenian organic production and processing</p> <p>Ensuring efficient use of public research funding</p>	Dissemination of research results in a professional and non-technical (popular) manner	Not needed	ARRS, MAFF, project promoters, CAFS	HIGH	Since 2022

b) Cooperation between stakeholders and increased funding for (scientific) research projects focusing on the development of organic farming and new technologies.

ACTION No	NEED	OBJECTIVE	ACTION	FUNDING SOURCES	RESPO-NSIBLE	PRIORITY	TIME FRAME
58	Solutions to the challenges of organic farming	Several approved research, EIP and other projects to address the challenges of organic farming and promote the development of new technologies in the field of organic farming	Support for (scientific) research projects focusing on the development of organic farming (the project is supported by key stakeholders)	Public	SRA, CAFS, research organisations, SOFA, MAFF, NGOs, CO, organic farms, master farms, companies, CCIS-CAFE	HIGH	Since 2022
59	Developing new products, practices, processes and technologies	The share of public funding intended for organic farming (scientific) research activities approaches or equals the ANEK target regarding the share of UAA involved in organic agriculture	Coordination of stakeholders for joint applications and participation in the implementation of targeted research programme projects, EIPs and other projects	Public, private	CAFS, research organisations, SOFA, MAFF, NGOs, CO, organic farms, master farms, SRA, companies, CCIS-CAFE	MEDIUM	Since 2022

c) Several international research projects

ACTION No	NEED	OBJECTIVE	ACTION	FUNDING SOURCES	RESPO-NSIBLE	PRIORITY	TIME FRAME
60	Promoting international cooperation	Participation in several international research projects	Project technical support (office) for scientific research institutions	Public	MAFF, research organisations	LOW	Since 2023
61			Support and provision of appropriate funds for further membership and implementation of projects in the CORE-ORGANIC network, by Slovenian organizations	Public	MAFF, research organisations	MEDIUM	Since 2021

5.8 Organic farming in relation to environment and climate change

a) *Increasing the volume or share of organic UAA and the production of organic food in water protection zones and protected areas*

ACTION No	NEED	OBJECTIVE	ACTION	FUNDING SOURCES	RESPO-NSIBLE	PRIORITY	TIME FRAME
62	Better protection of water, grasslands and nature, especially in water protection zones and protected areas	Increase the volume or share of organic UAA and organic food production in protected areas	Amend the legislation to ensure that organic farms will be given priority in the lease and purchase of land owned by the FFF RS and privately owned land, in water protection zones and protected areas.	Not needed	MAFF	HIGH	Since 2022
63			Active promotion in the field with the aim of including conventional farms (with the seat or GUAPs in water protection zones and protected areas) to organic farming.	Public	Enhancement services (various stakeholders), MAFF	HIGH	Since 2022



Vineyard near Slovenske Konjice,
author: Andrej Safaric/Shutterstock.com

b) Reducing greenhouse gas emissions on organic farms, adapting to climate change and protecting the environment and nature

ACTION No	NEED	OBJECTIVE	ACTION	FUNDING SOURCES	RESPO-NSIBLE	PRIORITY	TIME FRAME
64	Adapting to climate change, reducing climate change impacts	Reduction of greenhouse gas emissions on organic farms, less exposure to climate change	Support for investment/mechanisation/use of renewable energy sources for adaptation to climate change, reduction of greenhouse gas emissions, increase of humus mass in soil, plants adapted to climate change	Public, private	MAFF	HIGH	Since 2023
		Increase in humus mass, higher CO2 storage in soil					
65	Protecting the environment, nature and soil on organic farms	Promoting environmentally friendly practices on organic farms	Support for the introduction of environmental practices/ investments - mulch (instead of plastic foils), rainwater harvesting, biodegradable waste treatment and proper manure management, sewage treatment plants	Public, private	MAFF	MEDIUM	Since 2023
66		Increasing biodiversity and soil quality on organic farms	Allowing 10-15% natural vegetation (hedges, etc.) within each GUAP, the possibility of mixed crops on each GERK (fruit, herbs, vegetables, etc.) and plant grouping practices (mixed sowing/planting in rows and strips), in order to maintain and increase biodiversity and soil quality on eco-farms.	Not needed	MAFF	MEDIUM	Since 2022
67			Financial support for all crop species in the rotation (indigenous, new species/varieties) and crops with several different plant species	Public	MAFF	MEDIUM	Since 2022
68		Ban on genetically modified organisms	Prohibition of the release of genetically modified organisms into the environment, including the new breeding techniques (e.g. CRISPR Cas plant breeding innovation and others)	Not needed	MAFF, MESP, NGOs	HIGH	Since 2021

c) Joint action to reduce the impact on climate change

ACTION No	NEED	OBJECTIVE	ACTION	FUNDING SOURCES	RESPONSIBLE	PRIORITY	TIME FRAME
69	Joint action (business-agriculture-municipalities/state) to reduce greenhouse gases at local/regional level	Establishment of eco-regions, promotion of circular economy; increase in humus mass/ more CO2 storage on farms	Establishing models of cooperation between business (GHG emitters) and organic farms (GHG sinks)	Public, private	Municipalities, farms, companies, MAFF, MEDT	MEDIUM	Since 2023

d) Training for farmers and advisors/facilitators
(biodiversity, ecosystem services, climate change, etc.)

ACTION No	NEED	OBJECTIVE	ACTION	FUNDING SOURCES	RESPONSIBLE	PRIORITY	TIME FRAME
70	Farmers, in-company technologists and advisors/promoters should become aware of the importance of biodiversity, ecosystem services, climate change, nature conservation and the environment and they should deepen their knowledge in these areas.	Raising awareness and strengthening the knowledge of organic farmers, technologists and advisors/promoters	Implementation of training courses (including visits to farms and exploring best practices) for farmers, technologists and advisors/promoters	Public, private	MAFF, SOFA, DSA, NGOs, PAAS/CAFS, companies, CCIS-CAFE	MEDIUM	Since 2021

LITERATURE AND SOURCES



Herd of Slovenian Cold-Blooded horses grazing on pasture,
author: M. Mesarič

6.1 Statistical and other data (available until 26 November 2021)

1. Eurostat, Database. Various article publications in the field of agriculture, organic farming. <https://ec.europa.eu/eurostat/web/agriculture/data/database>
2. FiBL, Data on organic farming in Europe. <https://statistics.fibl.org/europe.html>
3. Ministry of Agriculture, Forestry and Food (MAFF). Data on organic farming in Slovenia 2007–2020.
4. Statistical office of RS. Agricultural holdings and agricultural census. <https://www.stat.si/StatWeb/Field/Index/11/58>
5. Statistical office of RS. Information in the areas of agriculture, forestry and fisheries. <https://pxweb.stat.si/sistat/sl/Podrocja/Index/85/kmetijstvo-gozdarstvo-in-ribistvo>

6.2 Other sources

1. Aragon (2020): Measuring changes in attitudes towards organic products - consumer research.
2. Bavec, M. et al. (2001): Organic farming. Ljubljana, Publishing house: Založba kmečki glas.
3. European Commission (2021): Action plan for the development of organic production.
4. European Commission (2020): EU Biodiversity Strategy for 2030.
5. European Commission (2020): »From-farm-to-fork« strategy for a fair, healthy and environmentally friendly food system.
6. Ministry of Agriculture and Environment (2015): Survey on short chains 2014.
7. Ministry of Agriculture and Environment (2005): Action plan for the development of organic agriculture in Slovenia until 2015.
8. Rules on organic production and processing of agricultural products or foodstuffs (Official Gazette RS, no. 72/18 and 17/19 – corr.).
9. Resolution on strategic orientations for the development of Slovenian agriculture and food sector until 2020 - »Ensuring food for tomorrow« (Official Gazette RS, no. 25/11).
10. Resolution on the national programme on strategic directions for the development of Slovenian agriculture and food »Our food, countryside and natural resources since 2021«. (Official Gazette RS, no. 8/2020).
11. Slabe, A. M. et al.(2010): Final report on the target research programmes project »Analysis of the situation and potential for increasing the supply of organic products to achieve the objectives of the Action Plan for the Development of Organic Farming in Slovenia by 2015«, ITR, Ljubljana.
12. Administration of the Republic of Slovenia for Food Safety, Veterinary Sector and Plant Protection (2019): Official control of organic agricultural products or foodstuffs.
13. Regulation (EU) 2018/848 of the European Parliament and of the Council of 30 May 2018 on organic production and labelling of organic products and repealing Council Regulation (EC) No 834/2007.
14. Act amending and supplementing the Agriculture Act – ZKme-1F (RS, no. 123/21)

NOTES

Action plan

Action plan for the Development
of Organic Farming until 2027

